

CITY OF CRYSTAL RIVER, FLORIDA

FINANCIAL REPORT

**FOR THE FISCAL YEAR ENDED
SEPTEMBER 30, 2015**

THIS PAGE INTENTIONALLY LEFT BLANK

CITY OF CRYSTAL RIVER, FLORIDA

FINANCIAL REPORT
SEPTEMBER 30, 2015

TABLE OF CONTENTS

	<u>Page</u>
FINANCIAL SECTION	
Independent Auditor's Report	1-3
Management's Discussion and Analysis	4-11
Basic Financial Statements	
Government-wide Financial Statements	
Statement of Net Position	12
Statement of Activities.....	13-14
Fund Financial Statements	
Balance Sheet – Governmental Funds	15
Statement of Revenues, Expenditures and Changes in Fund Balance – Governmental Funds.....	16
Reconciliation of the Statement of Revenues, Expenditures and Changes in Fund Balances of Governmental Funds to the Statement of Activities.....	17
Statement of Revenues, Expenditures and Changes in Fund Balances – Budget and Actual–General Fund	18
Statement of Revenues, Expenditures and Changes in Fund Balances – Budget and Actual–Community Redevelopment.....	19
Statement of Net Position – Proprietary Funds.....	20
Statement of Revenues, Expenses and Changes in Net Position – Proprietary Funds.....	21
Statement of Cash Flows – Proprietary Funds.....	22-23
Notes to Financial Statements.....	24-51
Required Supplementary Information:	
Schedule of the City’s Proportionate Share of the Net Pension Liability - FRS.....	52
Schedule of Contributions - FRS	52
Schedule of the City’s Proportionate Share of the Net Pension Liability - HIS	53
Schedule of Contributions - HIS	53
OPEB Schedule of Funding Progress.....	54
Supplementary Information:	
Combining and Individual Fund Statements and Schedules	
Combining Balance Sheet – Nonmajor Governmental Funds	55
Combining Statement of Revenues, Expenditures, and Changes in Fund Balances – Nonmajor Governmental Funds	56

CITY OF CRYSTAL RIVER, FLORIDA

**FINANCIAL REPORT
SEPTEMBER 30, 2015**

TABLE OF CONTENTS

Page

OTHER REPORTS

Independent Auditor's Report on Internal Control Over Financial Reporting and on Compliance and Other Matters Based on an Audit of Financial Statements Performed in Accordance with <i>Government Auditing Standards</i>	57-58
Schedule of Findings and Responses.....	59
Schedule of Prior Year Findings.....	60-61
Independent Auditor's Management Letter.....	62-64
Independent Auditor's Report – Investment Compliance.....	65

THIS PAGE INTENTIONALLY LEFT BLANK



INDEPENDENT AUDITOR'S REPORT

Honorable Mayor and Members of
the City Council,
City of Crystal River, FL

Report on the Financial Statements

We have audited the accompanying financial statements of the governmental activities, the business-type activities, each major fund, and the aggregate remaining fund information of the **City of Crystal River, Florida** (the "City"), as of and for the year ended September 30, 2015, and the related notes to the financial statements, which collectively comprise the City's basic financial statements as listed in the table of contents.

Management's Responsibility for the Financial Statements

Management is responsible for the preparation and fair presentation of these financial statements in accordance with accounting principles generally accepted in the United States of America; this includes the design, implementation and maintenance of internal control relevant to the preparation and fair presentation of financial statements that are free from material misstatement, whether due to fraud or error.

Auditor's Responsibility

Our responsibility is to express opinions on these financial statements based on our audit. We conducted our audit in accordance with auditing standards generally accepted in the United States of America and the standards applicable to financial audits contained in *Government Auditing Standards*, issued by the Comptroller General of the United States. Those standards require that we plan and perform the audit to obtain reasonable assurance about whether the financial statements are free from material misstatement.

An audit involves performing procedures to obtain audit evidence about the amounts and disclosures in the financial statements. The procedures selected depend on the auditor's judgment, including the assessment of the risks of material misstatement of the financial statements, whether due to fraud or error. In making those risk assessments, the auditor considers internal control relevant to the entity's preparation and fair presentation of the financial statements in order to design audit procedures that are appropriate in the circumstances, but not for the purpose of expressing an opinion on the effectiveness of the entity's internal control. Accordingly, we express no such opinion. An audit also includes evaluating the appropriateness of accounting policies used and the reasonableness of significant accounting estimates made by management, as well as evaluating the overall presentation of the financial statements.

We believe that the audit evidence we have obtained is sufficient and appropriate to provide a basis for our audit opinions.

Opinions

In our opinion, the financial statements referred to above present fairly, in all material respects, the respective financial position of the governmental activities, the business-type activities, each major fund, and the aggregate remaining fund information of the City as of September 30, 2015, and the respective changes in financial position and, where applicable, cash flows thereof and the respective budgetary comparisons for the General Fund and the Community Redevelopment Fund for the year then ended in accordance with accounting principles generally accepted in the United States of America.

Emphasis of Matter

As discussed in Note 1 and 13, the City implemented Governmental Accounting Standards Board (GASB) Statement No. 68, *Accounting and Financial Reporting for Pensions – an amendment of GASB Statement No. 27*, as well as Statement No. 71, *Pension Transition for Contributions Made Subsequent to the Measurement Date – an amendment of GASB Statement No. 68*, as of October 1, 2014. These standards significantly changed the accounting for the City’s net pension liability and the related disclosures. Our opinion is not modified with respect to this matter.

Other Matters***Required Supplementary Information***

Accounting principles generally accepted in the United States of America require that the management’s discussion and analysis on pages 4 through 11 and the Required Supplementary Information on pages 52 through 54 be presented to supplement the basic financial statements. Such information, although not a part of the basic financial statements, is required by the Governmental Accounting Standards Board, who considers it to be an essential part of financial reporting for placing the basic financial statements in an appropriate operational, economic, or historical context. We have applied certain limited procedures to the required supplementary information in accordance with auditing standards generally accepted in the United States of America, which consisted of inquiries of management about the methods of preparing the information and comparing the information for consistency with management’s responses to our inquiries, the basic financial statements, and other knowledge we obtained during our audit of the basic financial statements. We do not express an opinion or provide any assurance on the information because the limited procedures do not provide us with sufficient evidence to express an opinion or provide any assurance.

Other Information

Our audit was conducted for the purpose of forming opinions on the financial statements that collectively comprise the City’s basic financial statements. The combining and individual nonmajor fund financial statements and schedules are presented for purposes of additional analysis and are not a required part of the basic financial statements.

The combining and individual nonmajor fund financial statements and schedules are the responsibility of management and were derived from and relate directly to the underlying accounting and other records used to prepare the basic financial statements. Such information has been subjected to the auditing procedures applied in the audit of the basic financial statements and certain additional procedures, including comparing and reconciling such information directly to the underlying accounting and other records used to prepare the basic financial statements or to the basic financial statements themselves, and other additional procedures in accordance with auditing standards generally accepted in the United States of America. In our opinion, the combining and individual nonmajor fund financial statements and schedules are fairly stated in all material respects in relation to the basic financial statements as a whole.

Other Reporting Required by *Government Auditing Standards*

In accordance with *Government Auditing Standards*, we have also issued our report dated June 8, 2016, on our consideration of the City's internal control over financial reporting and on our tests of its compliance with certain provisions of laws, regulations, contracts and grant agreements and other matters. The purpose of that report is to describe the scope of our testing of internal control over financial reporting and compliance and the results of that testing, and not to provide an opinion on internal control over financial reporting or on compliance. That report is an integral part of an audit performed in accordance with *Government Auditing Standards* in considering the City's internal control over financial reporting and compliance.



Bradenton, Florida
June 8, 2016

CITY OF CRYSTAL RIVER, FLORIDA

MANAGEMENT'S DISCUSSION AND ANALYSIS SEPTEMBER 30, 2015

As management of the City of Crystal River, Florida, (the "City") we offer readers of the City of Crystal River, Florida's financial statements this narrative overview and analysis of the financial activities of the City of Crystal River, Florida for the fiscal year ended September 30, 2015.

Overview of the Financial Statements

This discussion and analysis is intended to serve as an introduction to the City's basic financial statements. The City's basic financial statements comprise three components: (1) government-wide financial statements, (2) fund financial statements, and (3) notes to the financial statements. This report also contains other supplementary information in addition to the basic financial statements themselves.

Government-wide financial statements. The *government-wide financial statements* are designed to provide readers with a broad overview of the City's finances, in a manner similar to a private-sector business.

The *statement of net position* presents information on all of the City's assets and liabilities, with the difference between the two reported as *net position*. Over time, increases or decreases in net position may serve as a useful indicator of whether the financial position of the City is improving or deteriorating.

The *statement of activities* presents information showing how the government's net position changed during the most recent fiscal year. All changes in net position are reported as soon as the underlying event giving rise to the change occurs, *regardless of the timing of related cash flows*. Thus, revenues and expenses are reported in this statement for some items that will only result in cash flows in future fiscal periods (e.g., uncollected taxes and earned but unused vacation leave).

Both of the government-wide financial statements distinguish functions of the City that are principally supported by taxes and intergovernmental revenues (*governmental activities*) from other functions that are intended to recover all or a significant portion of their costs through user fees and charges (*business-type activities*). The governmental activities of the City include general government, public safety, highways and streets, developmental services, and culture and recreation. The business-type activities of the City include water, sewer and sanitation operation.

The government-wide financial statements can be found on pages 12 - 14 of this report.

Fund financial statements. A *fund* is a grouping of related accounts that is used to maintain control over resources that have been segregated for specific activities or objectives. The City, like other state and local governments, uses fund accounting to ensure and demonstrate compliance with finance-related legal requirements. All of the funds of the City can be divided into two categories: governmental funds and proprietary funds.

Governmental funds. *Governmental funds* are used to account for essentially the same functions reported as *governmental activities* in the government-wide financial statements. However, unlike the government-wide financial statements, governmental fund financial statements focus on *near-term inflows and outflows of spendable resources*, as well as on *balances of spendable resources* available at

CITY OF CRYSTAL RIVER, FLORIDA

MANAGEMENT'S DISCUSSION AND ANALYSIS SEPTEMBER 30, 2015

the end of the fiscal year. Such information may be useful in evaluating a government's near-term financing requirements.

Because the focus of governmental funds is narrower than that of the government-wide financial statements, it is useful to compare the information presented for *governmental funds* with similar information presented for *governmental activities* in the government-wide financial statements. By doing so, readers may better understand the long-term impact of the government's near-term financing decisions. Both the governmental fund balance sheet and the governmental fund statement of revenues, expenditures, and changes in fund balances provide a reconciliation to facilitate this comparison between *governmental funds* and *governmental activities*.

The City of maintains eight individual governmental funds. Information is presented separately in the governmental fund balance sheet and in the governmental fund statement of revenues, expenditures and changes in fund balances for the General Fund, Capital Improvement Fund, and Community Redevelopment, which are considered to be major funds. Data from the other governmental funds are combined into a single, aggregated presentation. Individual fund data for each of these non-major governmental funds is provided in the form of *combining statements* elsewhere in this report.

The City adopts an annual appropriated budget for its general fund. A budgetary comparison statement has been provided for the general fund and capital improvements fund to demonstrate compliance with this budget.

The basic governmental fund financial statements can be found on pages 15 -19 of this report.

Proprietary funds. The City of Crystal River, Florida maintains proprietary funds. *Enterprise funds* are used to report the same functions presented as *business-type activities* in the government-wide financial statements. The City uses enterprise funds to account for its water and sewer and sanitation operations.

Proprietary funds provide the same type of information as the government-wide financial statements, only in more detail. The proprietary fund financial statements provide separate information for the water, sewer, and sanitation operation, which are considered to be major funds.

The basic proprietary fund financial statements can be found on pages 20 - 23 of this report.

Notes to the financial statements. The notes provide additional information that is essential to a full understanding of the data provided in the government-wide and fund financial statements. The notes to the financial statements can be found on pages 24 - 51 of this report.

Other information. The combining statements referred to earlier in connection with non-major governmental funds are presented immediately following the notes to the financial statements.

Combining and individual fund statements can be found on pages 55-56 of this report.

CITY OF CRYSTAL RIVER, FLORIDA

**MANAGEMENT'S DISCUSSION AND ANALYSIS
SEPTEMBER 30, 2015**

Government-wide Financial Analysis

As noted earlier, net position may serve over time as a useful indicator of a government's financial position. In the case of the City of Crystal River, Florida, assets exceeded liabilities by \$46,551,469 at the close of the most recent fiscal year.

By far the largest portion of the City's net position, 76%, reflects its net investment in capital assets (e.g., land, buildings, machinery and equipment). The City uses these capital assets to provide services to citizens; consequently, these assets are not available for future spending.

Although the City's investment in its capital assets is reported net of related debt, it should be noted that the resources needed to repay this debt must be provided from other sources, since the capital assets themselves cannot be used to liquidate these liabilities.

City of Crystal River, Florida's Net Position

	Governmental Activities		Business-type Activities		Totals	
	2015	(Restated) 2014	2015	2014	2015	(Restated) 2014
Current and other assets	\$ 7,919,199	\$ 7,535,526	\$ 4,653,553	\$ 6,839,383	\$ 12,572,752	\$ 14,374,909
Capital assets	11,308,740	11,319,965	30,244,555	27,181,176	41,553,295	38,501,141
Total assets	<u>19,227,939</u>	<u>18,855,491</u>	<u>34,898,108</u>	<u>34,020,559</u>	<u>54,126,047</u>	<u>52,876,050</u>
Total deferred outflows of resources	<u>595,777</u>	<u>28,130</u>	<u>77,324</u>	<u>85,056</u>	<u>673,101</u>	<u>113,186</u>
Other liabilities	435,577	188,906	495,146	1,204,964	930,723	1,393,870
Long-term liabilities	1,005,885	581,920	5,980,477	6,405,615	6,986,362	6,987,535
Total liabilities	<u>1,441,462</u>	<u>770,826</u>	<u>6,475,623</u>	<u>7,610,579</u>	<u>7,917,085</u>	<u>8,381,405</u>
Total deferred inflows of resources	<u>330,594</u>	<u>-</u>	<u>-</u>	<u>-</u>	<u>330,594</u>	<u>-</u>
Net position:						
Net investment in capital assets	11,308,740	11,319,965	24,264,078	20,775,561	35,572,818	32,095,526
Restricted	3,346,039	3,165,092	60,256	54,938	3,406,295	3,220,030
Unrestricted	3,396,881	3,627,738	4,175,475	5,664,537	7,572,356	9,292,275
Total net position	<u>\$ 18,051,660</u>	<u>\$ 18,112,795</u>	<u>\$ 28,499,809</u>	<u>\$ 26,495,036</u>	<u>\$ 46,551,469</u>	<u>\$ 44,607,831</u>

An additional portion of the City's net position (7%) represents resources that are subject to external restrictions on how they may be used. The remaining \$7,572,356 balance of *unrestricted net position* may be used to meet the government's ongoing obligations to citizens and creditors.

At the end of the current fiscal year, the City is able to report positive balances in all three categories of net position, both for the government as a whole, as well as for its separate governmental and business-type activities.

CITY OF CRYSTAL RIVER, FLORIDA

**MANAGEMENT'S DISCUSSION AND ANALYSIS
SEPTEMBER 30, 2015**

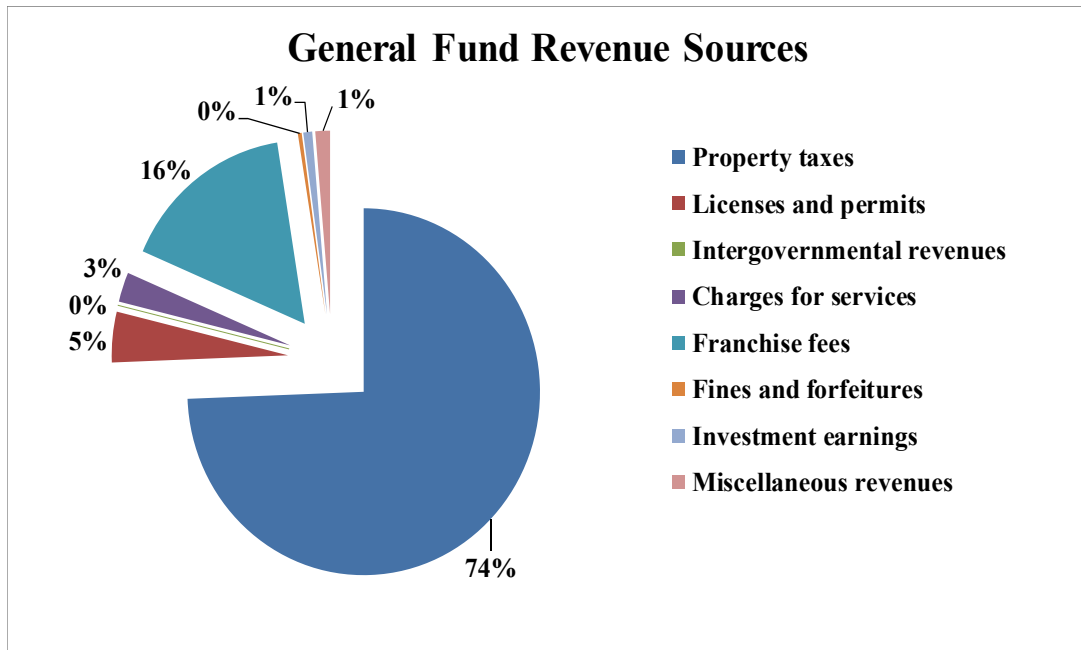
Governmental activities. Governmental activities decreased the City's net position by \$61,135.

City of Crystal River, Florida's Changes in Net Position

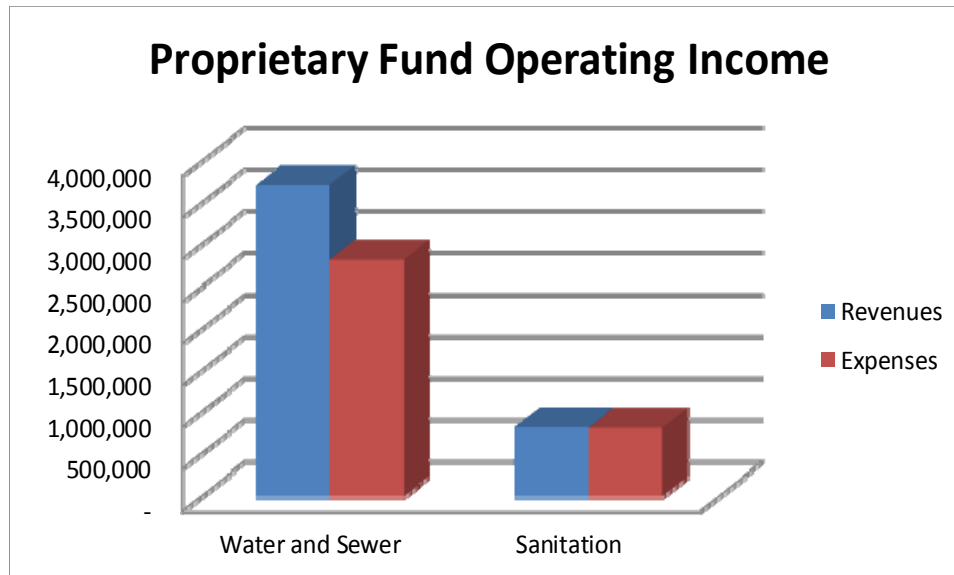
	Governmental Activities		Business-type Activities		Totals	
	2015	2014	2015	2014	2015	2014
Revenues:						
Program revenues:						
Charges for services	\$ 281,972	\$ 320,526	\$ 4,537,734	\$ 4,610,750	\$ 4,819,706	\$ 4,931,276
Operating grants and contributions	-	113,000	-	-	-	113,000
Capital grants and contributions	-	536,406	1,404,708	4,989,939	1,404,708	5,526,345
General revenues:						
Property taxes	3,321,138	3,195,641	-	-	3,321,138	3,195,641
Other taxes	853,589	839,824	-	-	853,589	839,824
Other	101,235	139,082	40,426	43,249	141,661	182,331
Total revenues	<u>4,557,934</u>	<u>5,144,479</u>	<u>5,982,868</u>	<u>9,643,938</u>	<u>10,540,802</u>	<u>14,788,417</u>
Operating Expenses:						
General government	1,617,027	1,241,359	-	-	1,617,027	1,241,359
Public safety	1,423,638	1,349,757	-	-	1,423,638	1,349,757
Highways and streets	1,269,070	1,230,840	-	-	1,269,070	1,230,840
Culture and recreation	181,706	313,240	-	-	181,706	313,240
Economic development	310,734	272,194	-	-	310,734	272,194
Interest	-	-	-	-	-	-
Water and Sewer	-	-	2,980,489	2,509,320	2,980,489	2,509,320
Sanitation	-	-	814,500	864,584	814,500	864,584
Total operating expenses	<u>4,802,175</u>	<u>4,407,390</u>	<u>3,794,989</u>	<u>3,373,904</u>	<u>8,597,164</u>	<u>7,781,294</u>
Increase in net position before transfers	(244,241)	737,089	2,187,879	6,270,034	1,943,638	7,007,123
Transfers	183,106	177,773	(183,106)	(177,773)	-	-
Change in net position	(61,135)	914,862	2,004,773	6,092,261	1,943,638	7,007,123
Net position, beginning	18,112,795	17,197,933	26,495,036	20,402,775	44,607,831	37,600,708
Net position, ending	<u>\$ 18,051,660</u>	<u>\$ 18,112,795</u>	<u>\$ 28,499,809</u>	<u>\$ 26,495,036</u>	<u>\$ 46,551,469</u>	<u>\$ 44,607,831</u>

CITY OF CRYSTAL RIVER, FLORIDA

MANAGEMENT'S DISCUSSION AND ANALYSIS SEPTEMBER 30, 2015



Business-type activities. Business-type activities increased the City of Crystal River, Florida's net position by \$2,004,773.



Financial Analysis of the Government's Funds

As noted earlier, the City of Crystal River, Florida uses fund accounting to ensure and demonstrate compliance with finance-related legal requirements.

CITY OF CRYSTAL RIVER, FLORIDA

MANAGEMENT'S DISCUSSION AND ANALYSIS SEPTEMBER 30, 2015

Governmental funds. The focus of the City's *governmental funds* is to provide information on near-term inflows, outflows, and balances of *spendable* resources. Such information is useful in assessing the City's financing requirements. In particular, *unassigned fund balance* may serve as a useful measure of a government's net resources available for spending at the end of the fiscal year.

As of the end of the current fiscal year, the City of Crystal River, Florida's governmental funds reported combined ending fund balances of \$7,483,622 an increase of \$137,002 in comparison with the prior year. Of the total, \$1,895,644 or 25% constitutes *unassigned fund balance*, which is available for spending at the government's discretion. The remainder of the fund balance is *nonspendable, restricted or committed* to indicate that it is not available for new spending because it has already been set aside for other purposes.

The general fund is the chief operating fund of the City. At the end of the current fiscal year, unassigned fund balance of the general fund was \$1,895,644, while total fund balance reached \$4,184,692. As a measure of the general fund's liquidity, it may be useful to compare both unreserved fund balance and total fund balance to total fund expenditures. Unassigned fund balance represents 52% of total general fund expenditures, while total fund balance represents 114% of that same amount.

The fund balance of the City's general fund decreased by \$44,914 during the current fiscal year, as shown on page 16. This was primarily due to the decision to increase the renewal and replacement funding for the fire department and parks enforcement equipment for a total of an additional \$150,000 to better prepare for future equipment replacement needs in addition to .33% less in revenue receipts and 8.49% less expenditures than originally budgeted. The net result of these variances slightly impacted the City's General Fund Balance at the close of the year.

Proprietary funds. The City of Crystal River, Florida's proprietary funds provide the same type of information found in the government-wide financial statements, but in more detail.

The water and sewer fund shows revenues greater than expenditures for the year. The water and sewer fund includes the revenues and expenses for the Disadvantaged Small Communities Grant for sewer expansion in areas 112/113/114 and Harbor Isle as well as the activity for the Effluent Reclaimed Water Project. The sewer expansion revenues collected in FY2015 exceeded expectations by \$284,148. The Effluent Reclaimed Water Project was completed during FY2015. This project received funding of a fifty percent contribution from SWFWMD totaling \$1,178,423 and funding of \$123,107 from Duke Power for the year FY2015. The City's share of the funding came from sewer expansion revenues accumulated over time.

CITY OF CRYSTAL RIVER, FLORIDA

**MANAGEMENT’S DISCUSSION AND ANALYSIS
SEPTEMBER 30, 2015**

Capital Improvements Fund Budgetary Highlights

During the year there was an increase between the original budget and the final amended budget due to a few projects that began in FY2014 and were not completed; as a result, the remaining budget was rolled forward to FY2015. Such projects included modifications to Cutler Spur, several storm water projects, waterline replacement and lift station projects as well as the design for Hunter Springs Park improvements that had been postponed for several years.

Capital Asset and Debt Administration

Capital assets. The City of Crystal River’s investment in capital assets for its governmental and business type activities as of September 30, 2015, amounts to \$41,553,295 (net of accumulated depreciation). This investment in capital assets includes land, buildings and improvements, machinery and equipment, park facilities and roads. The total increase in the City's investment in capital assets for the current fiscal year was 7% (a 1% decrease for governmental activities and an 11% increase for business-type activities). Major capital asset events during the current fiscal year included the following:

- The City added \$4,738,414 of new capital assets during the year for the governmental and business type funds, primarily due to the Effluent Reclaimed Water Project and several waterline replacement projects.
- The City finalized the construction of a \$6.5 million Effluent Reclaimed Water Project in FY 2015 that originated in FY2013. The City entered into an agreement in FY2010 with Duke Energy to install a reclaimed water line system from its current sprayfield location west to the Duke Energy Power Generation Complex, where the effluent water will be used in lieu of groundwater withdrawal within the gas flue desulphurization process associated with the operation of two coal plants CR4 and CR5. The City received grant funding from SWFWMD (50% of project cost) along with grant funding from Department of Environmental Protection and Duke Power to assist with the pipe line. The project was finalized near the end of 2015 and now the City receives revenue monthly from Duke Energy for what is pumped per our agreement.

**City of Crystal River, Florida’s Capital Assets
(net of depreciation)**

	Governmental Activities		Business-type Activities		Totals	
	2015	2014	2015	2014	2015	2014
Land	\$ 2,364,370	\$ 2,364,370	\$ 616,898	\$ 616,898	\$ 2,981,268	\$ 2,981,268
Construction in progress	327,766	3,158,603	2,685,962	7,761,700	3,013,728	10,920,303
Buildings and improvements	2,466,986	2,436,200	10,922,584	9,054,594	13,389,570	11,490,794
Equipment and vehicles	765,061	836,938	1,824,913	1,721,047	2,589,974	2,557,985
Infrastructure	5,384,557	2,523,854	14,194,198	8,026,937	19,578,755	10,550,791
Total capital assets	<u>\$ 11,308,740</u>	<u>\$ 11,319,965</u>	<u>\$ 30,244,555</u>	<u>\$ 27,181,176</u>	<u>\$ 41,553,295</u>	<u>\$ 38,501,141</u>

CITY OF CRYSTAL RIVER, FLORIDA

**MANAGEMENT’S DISCUSSION AND ANALYSIS
SEPTEMBER 30, 2015**

Additional information on the City of Crystal River, Florida’s capital assets can be found in Note 5 on pages 37-38 of this report.

Long-term debt. At the end of the current fiscal year, the City had total bonded debt outstanding of \$4,389,000. This debt represents bonds secured solely by specified revenue sources (i.e., revenue bonds). The City also had a total state revolving loan debt outstanding of \$1,591,477 for the sewer expansion project. Additional information can be found in Note 6 on pages 38-39.

City of Crystal River, Florida’s Long-term Liabilities Outstanding

	Governmental Activities		Business-type Activities		Totals	
	2015	2014	2015	2014	2015	2014
Net OPEB obligation	\$ 102,000	\$ 88,000	\$ -	\$ -	\$ 102,000	\$ 88,000
Compensated absences	72,228	63,505	-	-	72,228	63,505
Net pension liability	831,657	430,415	-	-	831,657	430,415
Bonds payable	-	-	4,389,000	4,753,000	4,389,000	4,753,000
Notes payable	-	-	1,591,477	1,652,615	1,591,477	1,652,615
Total debt	\$ 1,005,885	\$ 581,920	\$ 5,980,477	\$ 6,405,615	\$ 6,986,362	\$ 6,987,535

Economic Factors

- ➔ Rate increases for water usage and sewer usage were implemented in FY2013 and will continue to increase 3% each year through the year 2016 based on a rate study completed in FY2012.
- ➔ Ad Valorem tax reduction has impacted our general fund revenues.
- ➔ Health care insurance premiums remained the same, but FRS pension requirements for the City increased slightly for FY2015.
- ➔ Interest rates have fallen significantly on money placed on deposit with SBA and local bank accounts. The City maintains \$1,081,081 in short-term CD’s in order to earn a slightly higher rate of interest on funds.

Requests for Information

This financial report is designed to provide a general overview of the City of Crystal River, Florida’s finances for all those with an interest in the government's finances. Questions concerning any of the information provided in this report or requests for additional financial information should be addressed to Mr. Dave Burnell, City Manager, 123 NW Highway 19, Crystal River, Florida 34428.

BASIC FINANCIAL STATEMENTS

CITY OF CRYSTAL RIVER, FLORIDA

**STATEMENT OF NET POSITION
SEPTEMBER 30, 2015**

	Primary Government		
	Governmental Activities	Business-type Activities	Total
Assets			
Cash and cash equivalents	\$ 5,633,391	\$ 3,121,852	\$ 8,755,243
Investments	1,174,613	57,037	1,231,650
Accounts receivables, net	171,911	764,047	935,958
Notes receivable	-	806,809	806,809
Due from other governments	-	213,619	213,619
Internal balances	859,600	(859,600)	-
Prepaid items	79,684	24,098	103,782
Inventory	-	259,982	259,982
Restricted asset, cash and cash equivalents	-	265,709	265,709
Capital assets			
Non-depreciable	2,692,136	3,302,860	5,994,996
Depreciable, net	8,616,604	26,941,695	35,558,299
Total assets	19,227,939	34,898,108	54,126,047
Deferred Outflows of Resources			
Deferred outflows - pension	595,777	-	595,777
Deferred charge on refunding	-	77,324	77,324
Total deferred outflows	595,777	77,324	673,101
Liabilities			
Accounts payable	396,955	289,693	686,648
Accrued liabilities	33,382	-	33,382
Due to other governments	5,240	-	5,240
Accrued interest payable	-	66,018	66,018
Customer deposits payable	-	139,435	139,435
Noncurrent liabilities			
Due within one year	65,005	440,710	505,715
Due in more than one year	940,880	5,539,767	6,480,647
Total liabilities	1,441,462	6,475,623	7,917,085
Deferred Intflows of Resources			
Deferred inflows - pension	330,594	-	330,594
Net position			
Net investment in capital assets	11,308,740	24,264,078	35,572,818
Restricted for			
Capital improvements	2,232,208	-	2,232,208
Community development	1,049,615	-	1,049,615
Public safety	17,107	-	17,107
Cemetery	47,109	-	47,109
Debt service	-	60,256	60,256
Unrestricted	3,396,881	4,175,475	7,572,356
Total net position	\$ 18,051,660	\$ 28,499,809	\$ 46,551,469

The accompanying notes to financial statements are an integral part of this statement.

CITY OF CRYSTAL RIVER, FLORIDA

**STATEMENT OF ACTIVITIES
FOR THE YEAR ENDED SEPTEMBER 30, 2015**

	<u>Expenses</u>	<u>Program Revenues</u>		
		<u>Charges for Services</u>	<u>Operating Grants and Contributions</u>	<u>Capital Grants and Contributions</u>
Functions/programs				
Primary Government:				
Governmental activities:				
General government	\$ 1,617,027	\$ 267,452	\$ -	\$ -
Public safety	1,423,638	13,420	-	-
Highways and streets	1,269,070	1,100	-	-
Culture/recreation	181,706	-	-	-
Economic development	310,734	-	-	-
Total governmental activities	<u>4,802,175</u>	<u>281,972</u>	<u>-</u>	<u>-</u>
Business-type activities:				
Water and sewer	2,980,489	3,716,543	-	1,404,708
Sanitation	814,500	821,191	-	-
Total business-type activities	<u>3,794,989</u>	<u>4,537,734</u>	<u>-</u>	<u>1,404,708</u>
Total primary government	<u>\$ 8,597,164</u>	<u>\$ 4,819,706</u>	<u>\$ -</u>	<u>\$ 1,404,708</u>

General revenues
 Property taxes
 Gas taxes
 Sales taxes
 Franchise fees
 Investment earnings
 Miscellaneous
 Transfers
 Total general revenues and transfers
 Change in net position

Net position, beginning of year, as restated
 Net position, end of year

The accompanying notes to financial statements are an integral part of this statement.

Net (Expense) Revenue and Changes in Net Position		
Primary Government		
Governmental Activities	Business-type Activities	Total
\$ (1,349,575)	\$ -	\$ (1,349,575)
(1,410,218)	-	(1,410,218)
(1,267,970)	-	(1,267,970)
(181,706)	-	(181,706)
(310,734)	-	(310,734)
<u>(4,520,203)</u>	<u>-</u>	<u>(4,520,203)</u>
-	2,140,762	2,140,762
-	6,691	6,691
-	2,147,453	2,147,453
<u>(4,520,203)</u>	<u>2,147,453</u>	<u>(2,372,750)</u>
3,321,138	-	3,321,138
195,873	-	195,873
51,385	-	51,385
606,331	-	606,331
37,228	40,426	77,654
64,007	-	64,007
183,106	(183,106)	-
<u>4,459,068</u>	<u>(142,680)</u>	<u>4,316,388</u>
(61,135)	2,004,773	1,943,638
18,112,795	26,495,036	44,607,831
<u>\$ 18,051,660</u>	<u>\$ 28,499,809</u>	<u>\$ 46,551,469</u>

CITY OF CRYSTAL RIVER, FLORIDA

**BALANCE SHEET
GOVERNMENTAL FUNDS
SEPTEMBER 30, 2015**

	<u>General Fund</u>	<u>Capital Improvements Fund</u>	<u>Community Redevelopment</u>	<u>Other Governmental Funds</u>	<u>Total Governmental Funds</u>
Assets					
Cash and cash equivalents	\$ 2,528,142	\$ 1,920,485	\$ 1,060,127	\$ 124,637	\$ 5,633,391
Investments	1,153,251	10,040	11,322	-	1,174,613
Accounts receivable, net	151,497	20,414	-	-	171,911
Due from other funds	420,341	439,259	-	-	859,600
Prepaid items	77,438	-	2,246	-	79,684
Total assets	<u>\$ 4,330,669</u>	<u>\$ 2,390,198</u>	<u>\$ 1,073,695</u>	<u>\$ 124,637</u>	<u>\$ 7,919,199</u>
Liabilities, deferred inflows of resources, and fund balances					
Liabilities					
Accounts payable	\$ 110,151	\$ 157,990	\$ 35,967	\$ 92,847	\$ 396,955
Accrued liabilities	30,586	-	2,796	-	33,382
Due to other governments	5,240	-	-	-	5,240
Total liabilities	<u>145,977</u>	<u>157,990</u>	<u>38,763</u>	<u>92,847</u>	<u>435,577</u>
Fund balances					
Nonspendable	77,438	-	-	-	77,438
Restricted					
Capital improvements	-	2,232,208	-	-	2,232,208
Community development	-	-	1,034,932	14,683	1,049,615
Public safety	-	-	-	17,107	17,107
Cemetery	47,109	-	-	-	47,109
Committed					
Capital improvements	664,501	-	-	-	664,501
Emergency reserves	1,500,000	-	-	-	1,500,000
Unassigned	1,895,644	-	-	-	1,895,644
Total fund balances	<u>4,184,692</u>	<u>2,232,208</u>	<u>1,034,932</u>	<u>31,790</u>	<u>7,483,622</u>
Total liabilities, deferred inflows of resources, and fund balances	<u>\$ 4,330,669</u>	<u>\$ 2,390,198</u>	<u>\$ 1,073,695</u>	<u>\$ 124,637</u>	

Amounts reported for governmental activities in the statement of net position are different because:

Capital assets used in governmental activities are not financial resources and, therefore, are not reported in the funds.

Governmental capital assets	16,854,685	
Accumulated depreciation	<u>(5,545,945)</u>	11,308,740

Deferred outflows, deferred inflows, and the net pension liability related to the City's pension plan are not expected to be liquidated with expendable available financial resources and, therefore are not reported in the funds.

Deferred outflows - pension	595,777	
Deferred inflows - pension	<u>(330,594)</u>	
Net pension liability	<u>(831,657)</u>	(566,474)

Certain liabilities are not due and payable in the current period and are therefore not reported in the funds.

Compensated absences	(72,228)	
OPEB payable	<u>(102,000)</u>	<u>(174,228)</u>
Net position of governmental activities		<u>\$ 18,051,660</u>

The accompanying notes to financial statements are an integral part of this statement.

CITY OF CRYSTAL RIVER, FLORIDA
STATEMENT OF REVENUES, EXPENDITURES AND
CHANGES IN FUND BALANCES
GOVERNMENTAL FUNDS
FOR THE YEAR ENDED SEPTEMBER 30, 2015

	<u>General Fund</u>	<u>Capital Improvements Fund</u>	<u>Community Redevelopment</u>	<u>Other Governmental Funds</u>	<u>Total Governmental Funds</u>
Revenues					
Property taxes	\$ 2,812,391	\$ -	\$ 508,747	\$ -	\$ 3,321,138
Other taxes	-	195,873	-	-	195,873
Licenses and permits	168,243	-	-	-	168,243
Intergovernmental revenues	-	51,385	-	-	51,385
Charges for services	99,209	-	-	-	99,209
Franchise fees	606,331	-	-	-	606,331
Fines and forfeitures	13,420	-	-	-	13,420
Impact fees	-	-	-	1,100	1,100
Investment earnings	30,691	1,283	5,139	115	37,228
Miscellaneous revenues	50,791	-	800	12,416	64,007
Total revenues	<u>3,781,076</u>	<u>248,541</u>	<u>514,686</u>	<u>13,631</u>	<u>4,557,934</u>
Expenditures					
Current					
General government	1,122,093	-	237,183	1,859	1,361,135
Public safety	1,339,228	30,713	-	-	1,369,941
Highways and streets	812,030	-	-	-	812,030
Economic development	244,695	-	-	-	244,695
Culture/recreation	158,365	-	-	-	158,365
Capital outlay	-	658,272	-	-	658,272
Total expenditures	<u>3,676,411</u>	<u>688,985</u>	<u>237,183</u>	<u>1,859</u>	<u>4,604,438</u>
Excess (deficiency) of revenues over (under) expenditures	<u>104,665</u>	<u>(440,444)</u>	<u>277,503</u>	<u>11,772</u>	<u>(46,504)</u>
Other financing sources (uses)					
Proceeds from the sale of capital assets	400	-	-	-	400
Transfers in	199,990	349,000	-	969	549,959
Transfers out	(349,969)	-	(16,884)	-	(366,853)
Total other financing sources (uses)	<u>(149,579)</u>	<u>349,000</u>	<u>(16,884)</u>	<u>969</u>	<u>183,506</u>
Change in fund balances	(44,914)	(91,444)	260,619	12,741	137,002
Fund balances, beginning of year	<u>4,229,606</u>	<u>2,323,652</u>	<u>774,313</u>	<u>19,049</u>	<u>7,346,620</u>
Fund balances, end of year	<u>\$ 4,184,692</u>	<u>\$ 2,232,208</u>	<u>\$ 1,034,932</u>	<u>\$ 31,790</u>	<u>\$ 7,483,622</u>

The accompanying notes to financial statements are an integral part of this statement.

**CITY OF CRYSTAL RIVER, FLORIDA
RECONCILIATION OF THE STATEMENT OF REVENUES, EXPENDITURES
AND CHANGES IN FUND BALANCES OF GOVERNMENTAL FUNDS
TO THE STATEMENT OF ACTIVITIES
FOR THE YEAR ENDED SEPTEMBER 30, 2015**

Net Change in Fund Balances – Total Governmental Funds \$ 137,002

Amounts reported for governmental activities in the Statement of Activities are different because:

Governmental funds report capital outlays as expenditures. However, in the Statement of Activities, the cost of these assets is depreciated over their estimated useful lives.

Capital outlay	\$ 567,302	
Less current year depreciation	<u>(554,422)</u>	12,880

The net effect of various miscellaneous transactions involving capital assets (i.e. sales) is to decrease net position.		(24,105)
---	--	----------

Some expenses reported in the Statement of Activities do not require the use of current financial resources and therefore, are not reported as expenditures in governmental funds.

Change in compensated absences	(8,723)	
Change in OPEB payable	(14,000)	
Pension expense	<u>(164,189)</u>	<u>(186,912)</u>

Change in net position of governmental activities **\$ (61,135)**

The accompanying notes to financial statements are an integral part of this statement.

CITY OF CRYSTAL RIVER, FLORIDA
SCHEDULE OF REVENUES, EXPENDITURES AND
CHANGES IN FUND BALANCES – BUDGET AND ACTUAL
GENERAL FUND
FOR THE YEAR ENDED SEPTEMBER 30, 2015

	<u>Budgeted Amounts</u>		<u>Actual</u>	<u>Variance with Final Budget</u>
	<u>Original</u>	<u>Final</u>		
Revenues				
Property taxes	\$ 2,857,770	\$ 2,857,770	\$ 2,812,391	\$ (45,379)
Licenses and permits	118,999	118,999	168,243	49,244
Intergovernmental revenues	5,000	7,000	-	(7,000)
Charges for services	95,724	95,724	99,209	3,485
Franchise fees	584,081	584,081	606,331	22,250
Fines and forfeitures	20,250	20,250	13,420	(6,830)
Investment earnings	19,202	19,202	30,691	11,489
Miscellaneous revenues	24,550	90,650	50,791	(39,859)
Total revenues	<u>3,725,576</u>	<u>3,793,676</u>	<u>3,781,076</u>	<u>(12,600)</u>
Expenditures				
Current				
General government	1,150,823	1,278,347	1,122,093	156,254
Public safety	1,463,252	1,363,252	1,339,228	24,024
Highways and streets	923,857	898,693	812,030	86,663
Economic development	222,472	254,208	244,695	9,513
Culture/recreation	194,038	223,053	158,365	64,688
Total expenditures	<u>3,954,442</u>	<u>4,017,553</u>	<u>3,676,411</u>	<u>341,142</u>
Excess (deficiency) of revenues over (under) expenditures	<u>(228,866)</u>	<u>(223,877)</u>	<u>104,665</u>	<u>328,542</u>
Other financing sources (uses)				
Proceeds from the sale of capital assets	-	-	400	400
Transfers in	199,990	739,741	199,990	(539,751)
Transfers out	(44,105)	(733,156)	(349,969)	383,187
Total other financing sources (uses)	<u>155,885</u>	<u>6,585</u>	<u>(149,579)</u>	<u>(156,164)</u>
Change in fund balance	(72,981)	(217,292)	(44,914)	172,378
Fund balance, beginning of year	<u>4,229,606</u>	<u>4,229,606</u>	<u>4,229,606</u>	<u>-</u>
Fund balance, end of year	<u>\$ 4,156,625</u>	<u>\$ 4,012,314</u>	<u>\$ 4,184,692</u>	<u>\$ 172,378</u>

The accompanying notes to financial statements are an integral part of this statement.

**CITY OF CRYSTAL RIVER, FLORIDA
SCHEDULE OF REVENUES, EXPENDITURES AND
CHANGES IN FUND BALANCES – BUDGET AND ACTUAL
COMMUNITY REDEVELOPMENT
FOR THE YEAR ENDED SEPTEMBER 30, 2015**

	<u>Budgeted Amounts</u>		<u>Actual</u>	<u>Variance with Final Budget</u>
	<u>Original</u>	<u>Final</u>		
Revenues				
Property taxes	\$ 515,000	\$ 515,000	\$ 508,747	\$ (6,253)
Investment earnings	1,500	1,500	5,139	3,639
Miscellaneous revenues	64	864	800	(64)
Total revenues	<u>516,564</u>	<u>517,364</u>	<u>514,686</u>	<u>(2,678)</u>
Expenditures				
Current				
General government	499,680	501,230	237,183	264,047
Total expenditures	<u>499,680</u>	<u>501,230</u>	<u>237,183</u>	<u>264,047</u>
Excess of revenues over expenditures	<u>16,884</u>	<u>16,134</u>	<u>277,503</u>	<u>261,369</u>
Other financing uses				
Transfers out	(16,884)	(16,434)	(16,884)	(450)
Total other financing uses	<u>(16,884)</u>	<u>(16,434)</u>	<u>(16,884)</u>	<u>(450)</u>
Change in fund balance	-	(300)	260,619	260,919
Fund balance, beginning of year, as restated	<u>774,313</u>	<u>774,313</u>	<u>774,313</u>	<u>-</u>
Fund balance, end of year	<u>\$ 774,313</u>	<u>\$ 774,013</u>	<u>\$ 1,034,932</u>	<u>\$ 260,919</u>

The accompanying notes to financial statements are an integral part of this statement.

CITY OF CRYSTAL RIVER, FLORIDA

**STATEMENT OF NET POSITION
PROPRIETARY FUNDS
SEPTEMBER 30, 2015**

	<u>Water and Sewer</u>	<u>Sanitation</u>	<u>Total</u>
Assets			
Current assets			
Cash and cash equivalents	\$ 3,048,609	\$ 73,243	\$ 3,121,852
Investments	56,468	569	57,037
Restricted cash and cash equivalents	265,709	-	265,709
Accounts receivable, net	628,761	135,286	764,047
Notes receivable, current	85,896	-	85,896
Due from other governments	213,619	-	213,619
Due from other funds	-	41,913	41,913
Prepays	24,098	-	24,098
Inventory	259,982	-	259,982
Total current assets	<u>4,583,142</u>	<u>251,011</u>	<u>4,834,153</u>
Noncurrent assets			
Notes receivable, long-term	720,913	-	720,913
Capital assets, non-depreciable	3,302,860	-	3,302,860
Capital assets, net	26,941,695	-	26,941,695
Total noncurrent assets	<u>30,965,468</u>	<u>-</u>	<u>30,965,468</u>
Total assets	<u>35,548,610</u>	<u>251,011</u>	<u>35,799,621</u>
Deferred Outflows of Resources			
Deferred charge on refunding	77,324	-	77,324
Liabilities			
Current liabilities			
Accounts payable	220,783	68,910	289,693
Notes payable	68,710	-	68,710
Bonds payable	372,000	-	372,000
Due to other funds	901,513	-	901,513
Liabilities payable from restricted assets			
Accrued interest	66,018	-	66,018
Customer deposits payable	139,435	-	139,435
Total current liabilities	<u>1,768,459</u>	<u>68,910</u>	<u>1,837,369</u>
Noncurrent liabilities			
Notes payable, net of current portion	1,522,767	-	1,522,767
Bonds payable, net of current portion	4,017,000	-	4,017,000
Total non-current liabilities	<u>5,539,767</u>	<u>-</u>	<u>5,539,767</u>
Total liabilities	<u>7,308,226</u>	<u>68,910</u>	<u>7,377,136</u>
Net position			
Net investment in capital assets	24,264,078	-	24,264,078
Restricted for			
Debt service	60,256	-	60,256
Unrestricted	3,993,374	182,101	4,175,475
Total net position	<u>28,317,708</u>	<u>182,101</u>	<u>28,499,809</u>
Total liabilities and net position	<u>\$ 35,625,934</u>	<u>\$ 251,011</u>	<u>\$ 35,876,945</u>

The notes to the financial statements are an integral part of these statements.

CITY OF CRYSTAL RIVER, FLORIDA

**STATEMENT OF REVENUES, EXPENSES AND CHANGES IN NET POSITION
 PROPRIETARY FUNDS
 FOR THE YEAR ENDED SEPTEMBER 30, 2015**

	<u>Water and Sewer</u>	<u>Sanitation</u>	<u>Total</u>
Operating revenues			
Charges for services	\$ 3,088,312	\$ 794,056	\$ 3,882,368
Miscellaneous	628,231	27,135	655,366
Total operating revenues	<u>3,716,543</u>	<u>821,191</u>	<u>4,537,734</u>
Operating expenses			
General and administrative	1,710,606	814,500	2,525,106
Depreciation	1,107,195	-	1,107,195
Total operating expenses	<u>2,817,801</u>	<u>814,500</u>	<u>3,632,301</u>
Operating income	<u>898,742</u>	<u>6,691</u>	<u>905,433</u>
Nonoperating revenues (expenses)			
Investment earnings	39,997	429	40,426
Interest expense	(162,688)	-	(162,688)
Total nonoperating revenues (expenses)	<u>(122,691)</u>	<u>429</u>	<u>(122,262)</u>
Income before capital contributions and transfers	776,051	7,120	783,171
Capital contributions			
Intergovernmental capital grants	1,281,601	-	1,281,601
Other capital contributions	123,107	-	123,107
Total capital contributions	<u>1,404,708</u>	<u>-</u>	<u>1,404,708</u>
Transfers out	<u>(157,284)</u>	<u>(25,822)</u>	<u>(183,106)</u>
Changes in net position	2,023,475	(18,702)	2,004,773
Total net position, beginning of year	26,294,233	200,803	26,495,036
Total net position, end of year	<u>\$ 28,317,708</u>	<u>\$ 182,101</u>	<u>\$ 28,499,809</u>

The notes to the financial statements are an integral part of these statements.

CITY OF CRYSTAL RIVER, FLORIDA

**STATEMENT OF CASH FLOWS
 PROPRIETARY FUNDS
 FOR THE YEAR ENDED SEPTEMBER 30, 2015**

	Water and Sewer	Sanitation	Total
Cash flows from operating activities			
Cash received from customers	\$ 4,001,944	\$ 833,395	\$ 4,835,339
Cash paid to suppliers for goods and services	<u>(2,420,007)</u>	<u>(817,165)</u>	<u>(3,237,172)</u>
Net cash provided by operating activities	<u>1,581,937</u>	<u>16,230</u>	<u>1,598,167</u>
Cash flows from noncapital financing activities			
Transfer to other funds	<u>(164,563)</u>	<u>(25,419)</u>	<u>(189,982)</u>
Net cash used by noncapital financing activities	<u>(164,563)</u>	<u>(25,419)</u>	<u>(189,982)</u>
Cash flows from capital and related financing activities			
Acquisition and construction of capital assets	(4,171,112)	-	(4,171,112)
Principal paid on notes payable	(61,138)	-	(61,138)
Principal paid on bonds payable	(364,000)	-	(364,000)
Capital grants received	3,634,210	-	3,634,210
Interest paid	<u>(159,874)</u>	<u>-</u>	<u>(159,874)</u>
Net cash used in capital and related financing activities	<u>(1,121,914)</u>	<u>-</u>	<u>(1,121,914)</u>
Cash flows from investing activities			
Cash received on sale of investments	(7,732)	-	(7,732)
Purchase of investments	-	(122)	(122)
Interest received	39,997	429	40,426
Net cash provided by investing activities	<u>32,265</u>	<u>307</u>	<u>32,572</u>
Net change in cash and cash equivalents	327,725	(8,882)	318,843
Cash and cash equivalents, beginning of year	<u>2,986,593</u>	<u>82,125</u>	<u>3,068,718</u>
Cash and cash equivalents, end of year	<u>\$ 3,314,318</u>	<u>\$ 73,243</u>	<u>\$ 3,387,561</u>
Cash and cash equivalents classified as			
Cash and cash equivalents	\$ 3,048,609	\$ 73,243	\$ 3,121,852
Restricted cash and cash equivalents	<u>265,709</u>	<u>-</u>	<u>265,709</u>
Total cash and cash equivalents	<u>\$ 3,314,318</u>	<u>\$ 73,243</u>	<u>\$ 3,387,561</u>

(Continued)

CITY OF CRYSTAL RIVER, FLORIDA

**STATEMENT OF CASH FLOWS
 PROPRIETARY FUNDS
 FOR THE YEAR ENDED SEPTEMBER 30, 2015**

	<u>Water and Sewer</u>	<u>Sanitation</u>	<u>Total</u>
Reconciliation of operating income to net cash provided by operating activities			
Operating income	\$ 898,742	\$ 6,691	\$ 905,433
Adjustment to reconcile operating income to net cash provided by operating activities:			
Depreciation	1,107,195	-	1,107,195
Change in operating assets and liabilities:			
(Increase) decrease in assets:			
Accounts receivable	314,912	12,204	327,116
Notes receivable	(44,696)	-	(44,696)
Prepays	7,481	-	7,481
Increase (decrease) in liabilities:			
Accounts payable	(716,882)	(2,665)	(719,547)
Customer deposits	15,185	-	15,185
Net cash provided by operating activities	<u>\$ 1,581,937</u>	<u>\$ 16,230</u>	<u>\$ 1,598,167</u>

The notes to the financial statements are an integral part of these statements.

CITY OF CRYSTAL RIVER, FLORIDA

NOTES TO THE FINANCIAL STATEMENTS SEPTEMBER 30, 2015

NOTE 1 – SUMMARY OF SIGNIFICANT ACCOUNTING POLICIES

A. Reporting Entity

The financial statements of the City of Crystal River, Florida (the “City”) have been prepared in conformity with accounting principles generally accepted in the United States (GAAP) as applied to governmental units. The Governmental Accounting Standards Board (GASB) is the accepted standard-setting body for establishing governmental accounting and financial reporting principles. The more significant policies of the City are described below.

The City was incorporated on July 1, 1903 by Senate Bill No. 603 under Article VIII, Section 2 of the Constitution of the State of Florida. The City operates under a Commission-Manager form of government under which a Mayor and a five member Commission is elected to serve as the executive and legislative body for the City. The Commissioners appoint a City Manager whose duties include the administration of directives and policies of the Commissioners and who has the responsibility for the operation of all City provided services as authorized by its charter.

The accompanying financial statements present the City’s primary government and component units over which the City exercises significant influence. Significant influence or accountability is based primarily on operational or financial relationships with the City (as distinct from legal relationships). Blended component units, although legally separate entities, are in substance part of the City’s operations and as a result considered to be financially accountable. The financial transactions of these component units are merged in with similar transactions of the City as part of the primary government.

Blended Component Unit

The financial statements of the City of Crystal River, Florida Community Redevelopment Agency (the CRA) are included in the financial reporting entity as a blended component unit. The CRA was created by City Ordinance No. 88-0-19 as authorized by Part III of Chapter 163 of the Florida State Statutes. The members of the CRA’s board are appointed by the City Council. The CRA is fiscally dependent on the City, and the City Council approves the CRA’s annual budget.

B. Government-Wide and Fund Financial Statements

The basic financial statements consist of the government-wide financial statements and fund financial statements. Both sets of statements distinguish between the governmental and business-type activities of the City.

CITY OF CRYSTAL RIVER, FLORIDA

NOTES TO THE FINANCIAL STATEMENTS SEPTEMBER 30, 2015

NOTE 1 – SUMMARY OF SIGNIFICANT ACCOUNTING POLICIES – CONTINUED

B. Government-Wide and Fund Financial Statements – Continued

Each statement distinguishes between activities that are supported primarily by taxes and intergovernmental revenues (*governmental activities*) and activities that are intended to recover all or most of their costs through user fees and charges (*business-type activities*). The governmental activities of the City include general government, public safety, highways and streets, economic development and culture and recreation. The business-type activities of the City include the water and sewer system and sanitation.

The Statement of Activities demonstrates the degree to which the direct expenses of a given function or segment are offset by program revenues. *Direct expenses* are those that are clearly identifiable with a specific function or segment. The effect of administrative and support services' indirect expense allocations has been eliminated in the government –wide financial statements. Depreciation expense for capital assets that serve all functions is reported as a direct expense of the general government function on the government-wide statement of activities. All interest on long term debt is considered indirect and is reported separately in the government-wide statement of activities.

Program revenues include: (1) charges to customers or applicants who purchase, use or directly benefit from goods, services or privileges provided and (2) grants and contributions that are restricted to meeting the operational or capital requirements of a particular function or segment. All taxes, and other items not properly included among program revenues are reported instead as *general revenues*. For identifying the function to which program revenue pertains, the determining factor for *charges for services* is the function that generates the revenue. For *grants and contributions*, the determining factor is the function to which the revenues are restricted.

The accounts of the City are organized on the basis of funds, each of which is considered a separate accounting entity. Fund structures have been designed to comply with all the requirements of bond resolutions and regulatory provisions or administrative action. The fund financial statements report additional and detailed information about the City's operations for major funds individually and non-major funds in the aggregate for governmental and proprietary funds. A reconciliation is provided that converts the results of governmental fund accounting to the government-wide presentations.

CITY OF CRYSTAL RIVER, FLORIDA

NOTES TO THE FINANCIAL STATEMENTS SEPTEMBER 30, 2015

NOTE 1 – SUMMARY OF SIGNIFICANT ACCOUNTING POLICIES – CONTINUED

C. Measurement Focus, Basis of Accounting, and Financial Statement Presentation

The government-wide financial statements, as well as the fund financial statements for proprietary funds and fiduciary funds, are reported using the *economic resources measurement focus* and the *accrual basis of accounting*. Revenues are recognized in the period in which they are earned and expenses are recognized in the period incurred regardless of the timing of related cash flows. Agency funds, however, have no measurement focus.

Proprietary Funds distinguish *operating* revenues and expenses from *non-operating* items. Operating revenues and expenses generally result from producing or providing goods and services such as water, sewer and garbage services. Operating expenses for these operations include all costs related to providing the service or product. These costs include salaries, supplies, travel, contract services, depreciation, administrative expenses or other expense directly related to costs of services. All other revenue and expenses not meeting these definitions are reported as non-operating revenues and expenses.

All governmental fund financial statements are reported using a *current financial resources measurement focus* on a *modified accrual basis of accounting*. Revenues are recognized in the accounting period in which they become both measurable and available to finance expenditures of the current period. Available means collectible within the current period or soon enough thereafter to be used to pay liabilities of the current period, considered to be sixty days. Expenditures are recorded when the related fund liability is incurred. Exceptions to this general rule include: (1) accumulated sick pay and accumulated vacation pay, which are not recorded as expenditures; (2) prepaid insurance and similar items, which are reported only on the balance sheet and do not affect expenditures; and (3) principal and interest on long-term debt, which are recognized when due.

Licenses and permits, charges for services, and miscellaneous revenues (except investment earnings) are recorded as revenues when received in cash, because they are generally not measurable until actually received. Investment earnings and most fines and forfeitures are recorded as earned since they are measurable and available.

The City reports the following major governmental funds:

The *General Fund* is the general operating fund of the City. All general tax revenues and other receipts that are not required either legally or by generally accepted accounting principles to be accounted for in other funds are accounted for in the General Fund.

The *Capital Improvement Fund* is used to account for a portion of State revenue sharing and local option gas tax revenue, which is restricted for street and drainage expenditures.

CITY OF CRYSTAL RIVER, FLORIDA

NOTES TO THE FINANCIAL STATEMENTS
SEPTEMBER 30, 2015

NOTE 1 – SUMMARY OF SIGNIFICANT ACCOUNTING POLICIES – CONTINUED

C. Measurement Focus, Basis of Accounting, and Financial Statement Presentation – Continued

The *Community Redevelopment* is used to account for the tax increment development receipts and expenditures thereof.

The following are reported as major proprietary funds:

The *Water and Sewer Fund* is used to account for the operation of the City's potable water, wastewater services to residents and businesses.

The *Sanitation Fund* is used to account for the operations of the City's sanitation collection services.

The City also reports the following fund type:

The *Special Revenue Funds* account for revenue sources that are legally restricted to expenditure for specific purposes.

As a general rule, the effect of interfund activity has been eliminated from the government-wide financial statements. Exceptions to this general rule are payments in lieu of taxes and other charges between certain City's functions because the elimination of these charges would distort the direct costs and program revenues reported for the various functions concerned.

Amounts reported as *program revenues* include: (1) charges to customers or applicants for goods, services or privileges provide, (2) operating grants and contributions, and (3) capital grants and contributions, including special assessments. Internally dedicated resources are reported as *general revenues* rather than as program revenues. Likewise general revenues include property taxes.

Proprietary funds distinguish operating revenues and expenses from nonoperating items, Operating revenues and expenses generally result from providing services and delivering goods in connection with a proprietary fund's principal ongoing operations. The principal operating revenues of the proprietary funds are charges to customers for services. All revenues and expenses not meeting this definition are reported as nonoperating revenues and expenses.

When both restricted and unrestricted resources are available for use, it is the City's policy to use restricted resources first, then unrestricted resources as they are needed. Unrestricted resources are used in the following order: committed, assigned and then unassigned.

CITY OF CRYSTAL RIVER, FLORIDA

**NOTES TO THE FINANCIAL STATEMENTS
SEPTEMBER 30, 2015**

NOTE 1 – SUMMARY OF SIGNIFICANT ACCOUNTING POLICIES – CONTINUED

D. Deposits and Investments

Cash includes amounts in demand deposits as well as short-term investments with a maturity date within three months of the date acquired by the City.

State Statutes authorize the City to invest in direct obligations of the U.S. Treasury, Local Government Surplus Trust Fund, SEC registered money market funds with the highest credit quality rating and savings, the State Treasurer's Investment Pool, and certificate of deposit accounts in State-certified public depositories.

Cash in excess of current requirements is invested in the State of Florida's Local Government Investment Pool (Florida Fund B). Florida Fund B, created by Section 218.409(6)(a) of the Florida Statutes, is a stable net asset value investment pool which follows Standard & Poor's criteria for AAA rated money market funds and is regulated by the Florida State Board of Administration. However, Florida Fund B operates in a manner consistent with Rule 2a-7 of the Investment Company Act of 1940 and is considered to be a 2a-7 like pool. The pool is not registered with the SEC as an investment company. The pool's primary objectives are safety of capital, investment income, liquidity and diversification while maintaining principal (\$1.00 per share value). Net asset value is calculated weekly to ensure stability. The pool distributes earnings net of management fees on a monthly basis and determines participants' shares sold and redeemed based on \$1.00 per share.

Cash deposits are reported at carrying amount, which reasonably estimates fair value.

E. Receivables

All trade receivables are reported net of an allowance for uncollectibles, which is generally equivalent to the receivables that are over 90 days past due.

F. Inventory and Prepaid Items

Inventories are determined by physical count and valued at cost using first-in first-out (FIFO) method. Inventories, consisting of expendable supplies are recorded as expenditures as they are used (consumption method). Governmental Fund inventories are classified as nonspendable fund balance which indicates that the fund balance is not in spendable form. A prepaid expense/expenditure is recognized when a cash expense/expenditure is made for goods or services that were purchased for consumption, but not consumed as of September 30.

CITY OF CRYSTAL RIVER, FLORIDA

**NOTES TO THE FINANCIAL STATEMENTS
SEPTEMBER 30, 2015**

NOTE 1 – SUMMARY OF SIGNIFICANT ACCOUNTING POLICIES – CONTINUED

G. Interfund Receivables/Payables

During the course of operations, numerous transactions occur between individual funds for goods provided or services rendered. These receivables and payables are classified as “due from other funds” or “due to other funds” in the fund financial statements. Short-term interfund loans are classified as “interfund receivables/payables”. Long-term interfund loans are classified as advances.

H. Capital Assets

Capital assets, which include property, plant, equipment and infrastructure assets (e.g., roads, bridges, sidewalks and similar items), are reported in the applicable governmental or business-type activities columns in the government-wide financial statements. Capital assets are defined by the City as assets with an initial, individual cost of \$1,000 and an estimated useful life in excess of one year. Such assets are recorded at historical cost or estimated historical cost if purchased or constructed. Donated capital assets are recorded at estimated fair market value at the date of donation.

Major outlays for capital assets and major improvements are capitalized as projects are constructed. Interest incurred during the construction period of capital assets of the business-type activities is included as part of the capitalized value of the assets constructed. The amount of interest capitalized is calculated by offsetting interest expense incurred (from the date of borrowing until the date of completion of the project) with interest earned on investment proceeds over the same period. During the fiscal year ended September 30, 2015, no interest was capitalized.

Property, plant and equipment of the City are depreciated using the straight-line method over the following estimated useful lives:

Buildings and improvements	10-40 years
Infrastructure	10-25 years
Equipment and vehicles	5 - 10 years

The costs of normal maintenance and repairs that do not add to the value of the asset or materiality extend asset lives are not capitalized.

CITY OF CRYSTAL RIVER, FLORIDA

NOTES TO THE FINANCIAL STATEMENTS SEPTEMBER 30, 2015

NOTE 1 – SUMMARY OF SIGNIFICANT ACCOUNTING POLICIES – CONTINUED

I. Deferred Outflows / Inflows of Resources

In addition to assets, the statement of net position will sometimes report a separate section for deferred outflows of resources. This separate financial statement element, *deferred outflows of resources*, represents a consumption of net position that applies to a future period(s) and so will not be recognized as an outflow of resources (expense/expenditure) until then. The *deferred charge on refunding* reported in the proprietary statement of net position as well as the government-wide statement of net position results from the difference in the carrying value of refunded debt and its requisition price. This amount is deferred and amortized over the shorter of the life of the refunded or refunding debt.

The City has deferred inflows and deferred outflows related to the recording of changes in its net pension liability. Certain changes in the net pension liability are recognized as pension expense over time instead of all being recognized in the year of occurrence. Experience gains or losses result from periodic studies by the City's actuary which adjust the net pension liability for actual experience for certain trend information that was previously assumed, for example the assumed dates of retirement of plan members. These experience gains or losses are recorded as deferred outflows of resources or deferred inflows of resources and are amortized into pension expense over the expected remaining service life of plan members. Changes in actuarial assumptions which adjust the net pension liability are also recorded as deferred outflows of resources or deferred inflows of resources and are amortized into pension expense over the expected remaining lives of plan members. The difference between projected investment return on pension investments and actual return on those investments is also deferred and amortized against pension expense over a five year period. The changes in proportion and differences between City contributions and proportionate share of contributions are also deferred and amortized against pension expense over a five year period. Additionally, any contributions made by the City to the pension plan before year end but subsequent to the measurement date of the City's net pension liability are reported as deferred outflows of resources.

J. Long-Term Obligations

In the government-wide financial statements and proprietary fund types in the fund financial statements, long-term debt and other long-term obligations are reported as liabilities in the applicable governmental activities, business-type activities, or proprietary fund type statement of net position. Bond premiums and discounts are deferred and amortized over the life of the bonds using the effective interest method. Bonds payable are reported net of the applicable bond premium or discount. Bond issuance costs are reported as expenses in the year the debt is issued.

In the fund financial statements, governmental fund types recognize bond premiums and discounts, as well as bond issuance costs, during the current period. The face amount of debt issued is reported as other financing sources while discounts on debt issuances are reported as other financing uses. Issuance costs, whether or not withheld from the actual debt proceeds received, are reported as debt service expenditures.

CITY OF CRYSTAL RIVER, FLORIDA

**NOTES TO THE FINANCIAL STATEMENTS
SEPTEMBER 30, 2015**

NOTE 1 – SUMMARY OF SIGNIFICANT ACCOUNTING POLICIES – CONTINUED

K. Compensated Absences

It is the City’s policy to permit employees to accumulate earned but unused vacation and sick pay benefits. There is no liability for unpaid accumulated sick leave since the City does not have a policy to pay any amounts when the employees separate from service with the City. Therefore, all sick pay is expensed when incurred. The City does allow for employees to accumulate earned but unused vacation time with such time being fully vested when earned. For the City’s government-wide funds, an expense and a liability for compensated absences and the salary-related payments are recorded as the leave is earned. A liability for these amounts is reported in governmental funds only if they have matured, for example, as a result of employee resignations and retirements.

L. Net Position / Fund Balance Classification

Net Investment in Capital Assets – This category groups all capital assets, including infrastructure into one component of net position. Accumulated depreciation and the outstanding balance of debt that are attributable to the acquisition, construction or improvement of these assets reduce the balance in this category.

Restricted Net Position – This category presents external restrictions imposed by creditors, grantors, contributors or laws and regulations of other governments and restrictions imposed by law through constitutional provisions in enabling legislation.

At year end, governmental activities net position restricted for other purposes was composed of amounts related to purposes as noted in the Statement of Net Position.

Unrestricted Net Position – This category represents net position that does not meet the definition of “net investment in capital assets” or “restricted”.

In accordance with GASB Statement No. 54, the City classifies governmental fund balance as follows:

Nonspendable Fund Balance – This represents amounts that cannot be spent due to form (e.g. inventories, prepaid amounts) or legally or contractually required to be maintained intact (such as corpus of an endowment fund).

Restricted Fund Balance – This represents amounts constrained for a specific purpose by external parties, such as creditors, grantors, contributors, or laws or regulations of other governments; or imposed by law through constitutional provisions or enabling legislation.

CITY OF CRYSTAL RIVER, FLORIDA

**NOTES TO THE FINANCIAL STATEMENTS
SEPTEMBER 30, 2015**

NOTE 1 – SUMMARY OF SIGNIFICANT ACCOUNTING POLICIES – CONTINUED

L. Net Position / Fund Balance Classification – Continued

Committed Fund Balance - This represents amounts that can only be used for specific purposes determined by a formal action (ordinance) of the City Council, the City's highest level of decision-making authority. Committed amounts cannot be used for any other purpose unless the City removes those constraints by taking the same type of action.

Assigned Fund Balance - Assigned fund balances includes spendable fund balance amounts established by management of the City that are intended to be used for a specific purposes that are neither considered restricted or committed. Intent is expressed by the City Council or a body or official to which the City Council have delegated authority, which is the City Manager, to assign amounts to be used for specific purposes. Appropriations of existing fund balances to eliminate deficits in a future budget and encumbrances are considered assignments of fund balance.

Unassigned Fund Balance – This represents fund balance in the General Fund in excess of nonspendable, restricted, committed and assigned fund balance. If another governmental fund has a fund balance deficit, it is reported as a negative amount in unassigned fund balance.

The desired unassigned General Fund balance shall be not less than two months or 16% of General Fund operating expenditures. The desired combined unrestricted available fund balances should not be less than three months or 25%. The three month minimum is based on the caveat that there is sufficient cash available for borrowing in other funds in case of a natural disaster. Minimum target levels of unassigned fund balance are reviewed annually. If fund balance falls below minimum target levels, the City Manager will so advise the City Council in order for the necessary action to be taken to restore the unassigned fund balance to acceptable levels within two budget cycles.

When both restricted and unrestricted funds are available for expenditure, restricted funds should be spent first unless legal requirements disallow it such as in grant agreements requiring dollar for dollar spending.

When committed, assigned and unassigned funds are available for expenditure, committed funds should be spent first, assigned funds second, and unassigned funds last.

CITY OF CRYSTAL RIVER, FLORIDA

**NOTES TO THE FINANCIAL STATEMENTS
SEPTEMBER 30, 2015**

NOTE 1 – SUMMARY OF SIGNIFICANT ACCOUNTING POLICIES – CONTINUED

M. Property Taxes

Property tax revenue is recognized in the year for which taxes are levied provided the availability test is met.

The value of all taxable property is assessed as of January 1. The City Council levies property taxes by approving the millage rate for the following fiscal year in September. Property taxes become due and payable on November 1 of the same year. A 4% discount is allowed if the taxes are paid in November, with the discount declining by 1% each month thereafter. Taxes become delinquent on April 1 of the next year and tax certificates for the full amount of any unpaid taxes and assessments must be sold not later than June 1. Tax certificate proceeds are remitted to the City, thereby assuring that virtually all taxes levied are collected within the same fiscal year, after allowing for discounts and any disputed assessment in litigation. The tax certificate, once sold, represents a lien on the property, which may be redeemed by the property owner by paying the face amount of the certificate plus interest and other costs. Property taxes receivable and a corresponding reserve for uncollectable property taxes are not included in the financial statements, as there are no material delinquent taxes as of September 30, 2015. No accrual for the property tax levy becoming due in November of 2015 is included in the accompanying financial statements, since such taxes are collected to finance expenditures of the subsequent period.

N. Use of Estimates

The preparation of financial statements in conformity with generally accepted accounting principles requires management to make estimates and assumptions that affect the reported amounts of assets and liabilities, and disclosure of contingent assets and liabilities at the date of the financial statements, and the reported amounts of revenues and expenses/expenditures during the reporting period. Actual results could differ from those estimates.

O. Implementation of Governmental Accounting Standards Statements

Effective October 1, 2014, the City implemented the provisions of GASB Statement No. 68, *Accounting and Financial Reporting for Pensions – an amendment of GASB Statement No. 27*, as well as Statement No. 71, *Pension Transition for Contributions Made Subsequent to the Measurement Date – an amendment of GASB Statement No. 68*, as of October 1, 2014. These standards significantly changed the accounting for the City's net pension liability and the related disclosures.

CITY OF CRYSTAL RIVER, FLORIDA

**NOTES TO THE FINANCIAL STATEMENTS
SEPTEMBER 30, 2015**

NOTE 1 – SUMMARY OF SIGNIFICANT ACCOUNTING POLICIES – CONTINUED

P. Pension

For purposes of measuring the net pension liability, deferred outflows of resources and deferred inflows of resources related to pensions, and pension expense, information about the fiduciary net position of the City's FRS plan and additions to/deductions from this plan's fiduciary net position have been determined on the same basis as they are reported by the plan. For this purpose, benefit payments (including refunds of employee contributions) are recognized when due and payable in accordance with the benefit terms. Investments are reported at fair value.

NOTE 2 – LEGAL COMPLIANCE – BUDGETS

A. Budgets and Budgetary Data

The annual budgets are adopted on a basis consistent with generally accepted accounting principles for all governmental funds except the capital projects funds, which adopts a project-length budget.

The City follows these procedures in establishing the budgetary data reflected in the financial statements:

1. The City Council prepares a proposed operating budget for the year commencing on October 1. The operating budget includes proposed expenditures and the means of financing them.
2. A public hearing is conducted at the City offices to obtain taxpayer comments.
3. After the public hearing, the City Council formally adopts the budget.
4. Formal budgetary integration is employed as a management control device during the year for all the governmental funds and the enterprise funds. Budgets for the enterprise funds are prepared for planning and control purposes only.
5. Budgets for the governmental funds and the enterprise funds are adopted on a basis consistent with accounting principles generally accepted in the United States of America.

Budget amounts are as originally adopted or as amended by the City Council.

CITY OF CRYSTAL RIVER, FLORIDA

**NOTES TO THE FINANCIAL STATEMENTS
SEPTEMBER 30, 2015**

NOTE 2 – LEGAL COMPLIANCE – BUDGETS – CONTINUED

B. Encumbrances

Encumbrances represent commitments related to unperformed contracts for goods or services. Encumbrance accounting, under which purchase orders, contracts and other commitments for the expenditure of resources are recorded to reserve that portion of the applicable appropriation, is not utilized by the City.

C. Excess of Expenditures Over Appropriations

For the fiscal year ended September 30, 2015, the City’s General Fund and Community Redevelopment Fund had no actual expenditures in excess of appropriations.

NOTE 3 – DEPOSITS AND INVESTMENTS

At September 30, 2015, the City had the following investments:

<u>Investments</u>	<u>Maturities</u>	<u>Rating</u>	<u>Fair Value</u>
Florida Fund B	39 days weighted average	AAA	\$ 150,569
Certificates of deposit	7 month weighted average	N/A	1,081,081
			<u>\$ 1,231,650</u>

Interest rate risk. The City does not have a formal investment policy limiting investment maturities as part of managing its exposure to fair value losses arising from increasing interest rates. However, the City has minimal interest rate risk as cash and cash equivalents have maturity dates of less than one year.

Credit risk. Credit risk is the risk that an issuer or other counterparty to an investment will not fulfill its obligations.

CITY OF CRYSTAL RIVER, FLORIDA

**NOTES TO THE FINANCIAL STATEMENTS
SEPTEMBER 30, 2015**

NOTE 3 – DEPOSITS AND INVESTMENTS – CONTINUED

Custodial Credit risk. Custodial credit risk for deposits is the risk that, in the event of a depository financial institution’s failure, the City’s deposits may not be returned. The City does not have a formal custodial credit risk policy. Custodial credit risk for deposits is the risk that, in the event of the failure of a depository financial institution, a government will not be able to recover deposits or will not be able to recover collateral securities that are in the possession of an outside party. State statutes require all deposits and investments (other than federal or state government instruments) to be collateralized by depository insurance, obligations of the U.S. government, or bonds of public authorities, counties, or municipalities. As of September 30, 2015, the City had no uncollateralized deposits as defined by GASB pronouncements.

NOTE 4 – RECEIVABLES

Receivables as of September 30, 2015, including the applicable allowances for uncollectible accounts, are as follows:

	General Fund	Capital Improvements Fund	Water and Sewer Fund	Sanitation Fund	Total
Receivables					
Accounts	\$ 151,497	\$ 20,414	\$ 729,799	\$ 159,141	\$ 1,060,851
Notes	-	-	806,809	-	806,809
Due from other governments	-	-	213,619	-	213,619
Less allowance for uncollectible receivables	-	-	(101,038)	(23,855)	(124,893)
	<u>\$ 151,497</u>	<u>\$ 20,414</u>	<u>\$ 1,649,189</u>	<u>\$ 135,286</u>	<u>\$ 1,956,386</u>

Notes receivable represent amounts due from new water and sewer customers for expansion fees. Principal and interest are due in monthly installments of \$36.33 on various maturities.

CITY OF CRYSTAL RIVER, FLORIDA

**NOTES TO THE FINANCIAL STATEMENTS
SEPTEMBER 30, 2015**

NOTE 5 – CAPITAL ASSETS

Capital asset activity for the fiscal year ended September 30, 2015, was as follows:

Primary Government:	Beginning Balance	Additions	Deletions	Net Transfers	Ending Balance
Governmental Activities					
Capital assets not being depreciated:					
Land	\$ 2,364,370	\$ -	\$ -	\$ -	\$ 2,364,370
Construction in progress	3,158,603	277,121	(23,904)	(3,084,054)	327,766
Total assets not being depreciated	<u>5,522,973</u>	<u>277,121</u>	<u>(23,904)</u>	<u>(3,084,054)</u>	<u>2,692,136</u>
Capital assets being depreciated					
Buildings and improvements	4,134,348	140,440	(97)	22,744	4,297,435
Equipment and vehicles	2,568,396	66,795	(104)	-	2,635,087
Infrastructure	4,085,771	82,946	-	3,061,310	7,230,027
Total assets being depreciated	<u>10,788,515</u>	<u>290,181</u>	<u>(201)</u>	<u>3,084,054</u>	<u>14,162,549</u>
Less accumulated depreciation					
Buildings and improvements	(1,698,148)	(132,301)	-	-	(1,830,449)
Equipment and vehicles	(1,731,458)	(138,568)	-	-	(1,870,026)
Infrastructure	(1,561,917)	(283,553)	-	-	(1,845,470)
Total accumulated depreciation	<u>(4,991,523)</u>	<u>(554,422)</u>	<u>-</u>	<u>-</u>	<u>(5,545,945)</u>
Total assets depreciated, net	<u>5,796,992</u>	<u>(264,241)</u>	<u>(201)</u>	<u>3,084,054</u>	<u>8,616,604</u>
Governmental activities, net	<u>\$ 11,319,965</u>	<u>\$ 12,880</u>	<u>\$ (24,105)</u>	<u>\$ -</u>	<u>\$ 11,308,740</u>
Business-type Activities					
Capital assets not being depreciated:					
Land	\$ 616,898	\$ -	\$ -	\$ -	\$ 616,898
Construction in progress	7,761,700	4,148,969	-	(9,224,707)	2,685,962
Total assets not being depreciated	<u>8,378,598</u>	<u>4,148,969</u>	<u>-</u>	<u>(9,224,707)</u>	<u>3,302,860</u>
Capital assets being depreciated					
Buildings and improvements	18,376,997	-	-	2,389,835	20,766,832
Equipment and vehicles	7,299,095	22,143	(538)	219,614	7,540,314
Infrastructure	8,390,027	-	-	6,615,258	15,005,285
Total assets being depreciated	<u>34,066,119</u>	<u>22,143</u>	<u>(538)</u>	<u>9,224,707</u>	<u>43,312,431</u>
Less accumulated depreciation					
Buildings and improvements	(9,322,403)	(521,845)	-	-	(9,844,248)
Equipment and vehicles	(5,578,048)	(137,353)	-	-	(5,715,401)
Infrastructure	(363,090)	(447,997)	-	-	(811,087)
Total accumulated depreciation	<u>(15,263,541)</u>	<u>(1,107,195)</u>	<u>-</u>	<u>-</u>	<u>(16,370,736)</u>
Total assets depreciated, net	<u>18,802,578</u>	<u>(1,085,052)</u>	<u>(538)</u>	<u>9,224,707</u>	<u>26,941,695</u>
Business-type activities, net	<u>\$ 27,181,176</u>	<u>\$ 3,063,917</u>	<u>\$ (538)</u>	<u>\$ -</u>	<u>\$ 30,244,555</u>

CITY OF CRYSTAL RIVER, FLORIDA

**NOTES TO THE FINANCIAL STATEMENTS
SEPTEMBER 30, 2015**

NOTE 5 – CAPITAL ASSETS - CONTINUED

Depreciation expense was charged to functions/programs of the primary government as follows:

Governmental activities:	
General government	\$ 31,743
Public safety	45,780
Highways and streets	405,712
Culture and recreation	22,198
Economic development	48,989
	<u>\$ 554,422</u>
Business-type Activities	
Water and sewer	<u>\$ 1,107,195</u>

NOTE 6 – LONG TERM DEBT

The following is a summary of long-term debt transactions of the City for the year ended September 30, 2015:

	<u>Beginning Balance</u>	<u>Additions</u>	<u>Reductions</u>	<u>Ending Balance</u>	<u>Amounts Due Within One Year</u>
Governmental activities					
General obligation bonds	\$ -	\$ -	\$ -	\$ -	\$ -
Net OPEB obligation	88,000	14,000	-	102,000	-
Net pension liability	430,415	763,372	(362,130)	831,657	-
Compensated absences	63,505	68,821	(60,098)	72,228	65,005
Total governmental activities	<u>\$ 581,920</u>	<u>\$ 846,193</u>	<u>\$ (422,228)</u>	<u>\$ 1,005,885</u>	<u>\$ 65,005</u>
Business-type activities					
Bonds payable	\$ 4,753,000	\$ -	\$ (364,000)	\$ 4,389,000	\$ 372,000
Notes payable	1,652,615	-	(61,138)	1,591,477	68,710
Total business-type activities	<u>\$ 6,405,615</u>	<u>\$ -</u>	<u>\$ (425,138)</u>	<u>\$ 5,980,477</u>	<u>\$ 440,710</u>

CITY OF CRYSTAL RIVER, FLORIDA

**NOTES TO THE FINANCIAL STATEMENTS
SEPTEMBER 30, 2015**

NOTE 6 – LONG TERM DEBT – CONTINUED

Long-Term Debt payable as of September 30, 2015, is composed of the following issues:

Revenue Bonds

Utility System Revenue Refunding Bond, Series 2012, due in annual installments through October 1, 2026 in amounts ranging from \$233,000 to \$462,000, plus interest at a rate of 2.39%; collateralized by revenue from the water and sewer system. The purpose of the issuance was (1) refunding the City's Water and Sewer Revenue Refunding Bonds, Series 1992, (2) financing improvements to the City's water and sewer system, and (3) funding the cost of issuance of the bonds.

\$ 4,389,000

Total bonds payable

\$ 4,389,000

Notes Payable

Water and Sewer State Revolving Fund Loan, due in annual installments of \$37,977 including interest at the rate of 2.06% on various maturities; collateralized by revenues of the Water and Sewer Fund.

\$ 526,574

Water and Sewer State Revolving Fund Loan, due in annual installments of \$37,518 including interest at the rate of 1.46% on various maturities; collateralized by revenues of the Water and Sewer Fund.

550,124

Water and Sewer State Revolving Fund Loan, due in annual installments of \$34,050 including interest at the rate of 1.23% on various maturities; collateralized by revenues of the Water and Sewer Fund.

514,779

Total notes payable

\$ 1,591,477

The annual debt service payments required on outstanding debt at September 30, 2015, are as follows:

Fiscal Year	Revenue Bonds, Series 2012			State Revolving Fund Loans		
	Principal	Interest	Total	Principal	Interest	Total
2016	\$ 372,000	\$ 102,698	\$ 474,698	\$ 68,710	\$ 40,855	\$ 109,565
2017	381,000	93,748	474,748	70,504	39,060	109,564
2018	391,000	84,582	475,582	72,346	37,219	109,565
2019	401,000	75,189	476,189	74,235	35,330	109,565
2020	410,000	65,558	475,558	76,175	33,390	109,565
2021-2025	2,201,000	175,222	2,376,222	411,784	136,041	547,825
2026-2030	233,000	2,784	235,784	468,473	79,353	547,826
2031-2035	-	-	-	349,250	18,951	368,201
	<u>\$ 4,389,000</u>	<u>\$ 599,781</u>	<u>\$ 4,988,781</u>	<u>\$ 1,591,477</u>	<u>\$ 420,199</u>	<u>\$ 2,011,676</u>

CITY OF CRYSTAL RIVER, FLORIDA

**NOTES TO THE FINANCIAL STATEMENTS
SEPTEMBER 30, 2015**

NOTE 7 – INTERFUND BALANCES AND TRANSFERS

The composition of interfund balances as of September 30, 2015, is as follows:

Due to/from other funds:

Receivable Fund	Payable Fund	Amount
General Fund	Water & Sewer	\$ 420,341
Capital Improvement	Water & Sewer	439,259
Sanitation	Water & Sewer	41,913
		\$ 901,513

These balances resulted from the time lag between the dates that: (1) interfund goods and services are provided or reimbursable expenditures occur, (2) transactions are recorded in the accounting system and (3) payments between funds are made.

Interfund transfers:

Transfers In	Transfers Out				Total
	General Fund	Community Redevelopment	Water and Sewer Fund	Sanitation Fund	
General Fund	\$ -	\$ 16,884	\$ 157,284	\$ 25,822	\$ 199,990
Capital Improvement Fund	349,000	-	-	-	349,000
Nonmajor Governmental Funds	969	-	-	-	969
Total	\$ 349,969	\$ 16,884	\$ 157,284	\$ 25,822	\$ 549,959

NOTE 8 – RISK MANAGEMENT

The City is exposed to various risks of loss related to torts; theft of, damage to, and destruction of assets; errors and omissions; injuries to employees; natural disasters and pollution related activities. The City's participation in the risk pool described below requires annual premium payments in return for transferring risks among pool participants. Settled claims from these risks have not exceeded the risk pool insurance limits nor have additional premiums been assessed relative to the past three years.

The City is a member of a purchasing cooperative of government agencies for the purpose of providing employee health benefits through Public Risk Management of Florida Group Health Trust. The City offers to its employees and covered dependents a choice of two medical plans, two dental plans, vision, life and long and short term disability insurance. Medical plans do not have a lifetime maximum per insured.

CITY OF CRYSTAL RIVER, FLORIDA

NOTES TO THE FINANCIAL STATEMENTS SEPTEMBER 30, 2015

NOTE 9 – PENSION PLAN

Florida Retirement System:

General Information – Substantially all of the City’s employees participate in the Florida Retirement System (FRS). As provided by Chapters 121 and 112, Florida Statutes, the FRS provides two cost sharing, multiple employer defined benefit plans administered by the Florida Department of Management Services, Division of Retirement, including the FRS Pension Plan (“Pension Plan”) and the Retiree Health Insurance Subsidy (“HIS Plan”). Under Section 121.4501, Florida Statutes, the FRS also provides a defined contribution plan (“Investment Plan”) alternative to the FRS Pension Plan, which is administered by the State Board of Administration (“SBA”). As a general rule, membership in the FRS is compulsory for all employees working in a regularly established position for a state agency, county government, district school board, state university, community college, or a participating Town or special district within the State of Florida. The FRS provides retirement and disability benefits, annual cost-of-living adjustments, and death benefits to plan members and beneficiaries. Benefits are established by Chapter 121, Florida Statutes, and Chapter 60S, Florida Administrative Code. Amendments to the law can be made only by an act of the Florida State Legislature.

The State of Florida annually issues a publicly available financial report that includes financial statements and required supplementary information for the FRS. The latest available report may be obtained by writing to the State of Florida Division of Retirement, Department of Management Services, P.O. Box 9000, Tallahassee, Florida 32315-9000, or from the Web site:
www.dms.myflorida.com/workforce_operations/retirement/publications.

Pension Plan

Plan Description – The Pension Plan is a cost-sharing multiple-employer defined benefit pension plan, with a Deferred Retirement Option Program (“DROP”) for eligible employees.

Benefits Provided - Benefits under the Pension Plan are computed on the basis of age, average final compensation, and service credit. For Pension Plan members enrolled before July 1, 2011, Regular class members who retire at or after age 62 with at least six years of credited service or 30 years of service regardless of age are entitled to a retirement benefit payable monthly for life, equal to 1.6% of their final average compensation based on the five highest years of salary, for each year of credited service. Vested members with less than 30 years of service may retire before age 62 and receive reduced retirement benefits. Special Risk Administrative Support class members who retire at or after age 55 with at least six years of credited service or 25 years of service regardless of age are entitled to a retirement benefit payable monthly for life, equal to 1.6% of their final average compensation based on the five highest years of salary, for each year of credited service. Special Risk class members (sworn law enforcement officers, firefighters, and correctional officers) who retire at or after age 55 with at least six years of credited service, or with 25 years of service regardless of age, are entitled to a retirement benefit payable monthly for life, equal to 3.0% of their final average compensation based on the five highest years of salary for each year of credited service.

CITY OF CRYSTAL RIVER, FLORIDA

NOTES TO THE FINANCIAL STATEMENTS SEPTEMBER 30, 2015

NOTE 9 – PENSION PLAN – CONTINUED

Senior Management Service class members who retire at or after age 62 with at least six years of credited service or 30 years of service regardless of age are entitled to a retirement benefit payable monthly for life, equal to 2.0% of their final average compensation based on the five highest years of salary for each year of credited service. Elected Officers' class members who retire at or after age 62 with at least six years of credited service or 30 years of service regardless of age are entitled to a retirement benefit payable monthly for life, equal to 3.0% (3.33% for judges and justices) of their final average compensation based on the five highest years of salary for each year of credited service.

For Plan members enrolled on or after July 1, 2011, the vesting requirement is extended to eight years of credited service for all these members and increasing normal retirement to age 65 or 33 years of service regardless of age for Regular, Senior Management Service, and Elected Officers' class members, and to age 60 or 30 years of service regardless of age for Special Risk and Special Risk Administrative Support class members. Also, the final average compensation for all these members will be based on the eight highest years of salary.

As provided in Section 121.101, Florida Statutes, if the member is initially enrolled in the Pension Plan before July 1, 2011, and all service credit was accrued before July 1, 2011, the annual cost-of-living adjustment is three percent per year. If the member is initially enrolled before July 1, 2011, and has service credit on or after July 1, 2011, there is an individually calculated cost-of-living adjustment. The annual cost-of-living adjustment is a proportion of three percent determined by dividing the sum of the pre-July 2011 service credit by the total service credit at retirement multiplied by three percent. Plan members initially enrolled on or after July 1, 2011, will not have a cost-of-living adjustment after retirement.

In addition to the above benefits, the DROP program allows eligible members to defer receipt of monthly retirement benefit payments while continuing employment with a FRS employer for a period not to exceed 60 months after electing to participate. Deferred monthly benefits are held in the FRS Trust Fund and accrue interest. There are no required contributions by DROP participants

Contributions – Effective July 1, 2011, all enrolled members of the FRS, other than DROP participants, are required to contribute three percent of their salary to the FRS. In addition to member contributions, governmental employers are required to make contributions to the FRS based on state-wide contribution rates established by the Florida Legislature. These rates are updated as of July 1 of each year. The employer contribution rates by job class for the periods from October 1, 2014 through June 30, 2015, and from July 1, 2015 through September 30, 2015, respectively, were as follows: Regular—7.37% and 7.26%; Special Risk Administrative Support—42.07% and 32.95%; Special Risk—19.82% and 22.04%; Senior Management Service—21.14% and 21.43%; Elected Officers'—43.24% and 42.27%; and DROP participants—12.28% and 18.75%. These employer contribution rates include 1.20% and 1.26% HIS Plan subsidy for the periods October 1, 2014 through June 30, 2015 and from July 1, 2015 through September 30, 2015, respectively.

CITY OF CRYSTAL RIVER, FLORIDA

**NOTES TO THE FINANCIAL STATEMENTS
SEPTEMBER 30, 2015**

NOTE 9 – PENSION PLAN – CONTINUED

The City’s contributions, including employee contributions, to the Pension Plan totaled \$79,037 for the fiscal year ended September 30, 2015.

Pension Liabilities, Pension Expense, and Deferred Outflows of Resources and Deferred Inflows of Resources Related to Pensions – At September 30, 2015, the City reported a liability of \$522,855 for its proportionate share of the Pension Plan’s net pension liability. The net pension liability was measured as of June 30, 2015, and the total pension liability used to calculate the net pension liability was determined by an actuarial valuation as of July 1, 2015. The City’s proportionate share of the net pension liability was based on the City’s 2014-15 fiscal year contributions relative to the 2013-14 fiscal year contributions of all participating members. At June 30, 2015, the City's proportionate share was 0.004048011 percent, which was an increase of 0.00091565 percent from its proportionate share measured as of June 30, 2014.

For the fiscal year ended September 30, 2015, the City recognized pension expense of \$85,741. In addition the City reported deferred outflows of resources and deferred inflows of resources related to pensions from the following sources:

Description	Deferred Outflows of Resources	Deferred Inflows of Resources
Differences between expected and actual experience	\$ 55,198	\$ 12,401
Change of assumptions	34,704	-
Net difference between projected and actual earnings on Pension Plan investments	184,164	309,013
Changes in proportion and differences between City Pension Plan contributions and proportionate share of contributions	230,623	-
City Pension Plan contributions subsequent to the measurement date	25,886	-
Total	<u>\$ 530,575</u>	<u>\$ 321,414</u>

The deferred outflows of resources related to the Pension Plan, totaling \$25,886 resulting from City contributions to the Plan subsequent to the measurement date, will be recognized as a reduction of the net pension liability in the fiscal year ended September 30, 2016. Other amounts reported as deferred outflows of resources and deferred inflows of resources related to the Pension Plan will be recognized in pension expense as follows:

Fiscal Year Ending September 30:	Amount
2016	\$ 36,655
2017	36,655
2018	36,655
2019	36,655
2020	36,655
Thereafter	-

NOTE 9 – PENSION PLAN – CONTINUED

CITY OF CRYSTAL RIVER, FLORIDA

**NOTES TO THE FINANCIAL STATEMENTS
SEPTEMBER 30, 2015**

Actuarial Assumptions – The total pension liability in the June 30, 2015 actuarial valuation was determined using the following actuarial assumption, applied to all period included in the measurement:

Inflation	2.60 %
Salary increases	3.25%, average, including inflation
Investment rate of return	7.65%, net of pension plan investment expense, including inflation

Mortality rates were based on the Generational RP-2000 with Projection Scale BB tables.

The actuarial assumptions used in the July 1, 2015, valuation were based on the results of an actuarial experience study for the period July 1, 2008 through June 30, 2013.

The long-term expected rate of return on Pension Plan investments was not based on historical returns, but instead is based on a forward-looking capital market economic model. The allocation policy's description of each asset class was used to map the target allocation to the asset classes shown below. Each asset class assumption is based on a consistent set of underlying assumptions and includes an adjustment for the inflation assumption. The target allocation and best estimates of arithmetic and geometric real rates of return for each major asset class are summarized in the following table:

<u>Asset Class</u>	<u>Target Allocation (1)</u>	<u>Annual Arithmetic Return</u>	<u>Compound Annual (Geometric) Return</u>	<u>Standard Deviation</u>
Cash	1.00%	3.11%	3.10%	1.65%
Intermediate-Term Bonds	18.00%	4.18%	4.05%	5.15%
High Yield Bonds	3.00%	6.79%	6.25%	10.95%
Broad US Equities	26.50%	8.51%	6.95%	18.90%
Developed Foreign Entities	21.20%	8.66%	6.85%	20.40%
Emerging Market Equities	5.30%	11.58%	7.60%	31.15%
Private Equity	6.00%	11.80%	8.11%	30.00%
Hedge Funds/Absolute Return	7.00%	5.81%	5.35%	10.00%
Real Estate (Property)	12.00%	7.11%	6.35%	13.00%
Total	<u>100.00%</u>			
Assumed Inflation - Mean		2.60%		2.00%

(1) As outlined in the Pension Plan's investment policy

Discount Rate - The discount rate used to measure the total pension liability was 7.65%. The Pension Plan's fiduciary net position was projected to be available to make all projected future benefit payments of current active and inactive employees. Therefore, the discount rate for calculation the total pension liability is equal to the long-term expected rate of return.

CITY OF CRYSTAL RIVER, FLORIDA

**NOTES TO THE FINANCIAL STATEMENTS
SEPTEMBER 30, 2015**

NOTE 9 – PENSION PLAN – CONTINUED

Sensitivity of the City’s Proportionate Share of the Net Position Liability to Changes in the Discount Rate - The following represents the City’s proportionate share of the net pension liability calculated using the discount rate of 7.65%, as well as what the City’s proportionate share of the net pension liability would be if it were calculated using a discount rate that is one percentage point lower (6.65%) or one percentage point higher (8.65%) than the current rate:

	1% Decrease (6.65%)	Current Discount Rate (7.65%)	1% Increase (8.65%)
City's proportionate share of the net pension liability	\$ 1,354,836	\$ 522,855	\$ (169,489)

Pension Plan Fiduciary Net Position - Detailed information regarding the Pension Plan’s fiduciary net position is available in the separately issued FRS Pension Plan and Other State-Administered Systems Comprehensive Annual Financial Report.

Payables to the Pension Plan - At September 30, 2015, the City reported a payable in the amount of \$0 for outstanding contributions to the Pension Plan required for the fiscal year ended September 30, 2015.

HIS Plan

Plan Description – The HIS Plan is a cost-sharing multiple-employer defined benefit pension plan established under Section 112.363, Florida Statutes, and may be amended by the Florida legislature at any time. The benefit is a monthly payment to assist retirees of State-administered retirement systems in paying their health insurance costs and is administered by the Florida Department of Management Services, Division of Retirement.

Benefits Provided – For the fiscal year ended September 30, 2015, eligible retirees and beneficiaries received a monthly HIS payment of \$5 for each year of creditable service completed at the time of retirement, with a minimum HIS payment of \$30 and a maximum HIS payment of \$150 per month. To be eligible to receive these benefits, a retiree under a State-administered retirement system must provide proof of health insurance coverage, which may include medicare.

Contributions – The HIS Plan is funded by required contributions from FRS participating employers as set by the Florida Legislature. Employer contributions are a percentage of gross compensation for all active FRS members. For the fiscal year ended September 30, 2015, the HIS contribution for the period October 1, 2014 through June 30, 2015 and from July 1, 2015 through September 30, 2015 was 1.20% and 1.26%, respectively. The City contributed 100% of its statutorily required contributions for the current and preceding three years. HIS Plan contribution are deposited in a separate trust fund from which payments are authorized. HIS Plan benefits are not guaranteed and are subject to annual legislative appropriation. In the event legislative appropriation or available funds fail to provide full subsidy benefits to all participants, benefits may be reduced or cancelled.

CITY OF CRYSTAL RIVER, FLORIDA

**NOTES TO THE FINANCIAL STATEMENTS
SEPTEMBER 30, 2015**

NOTE 9 – PENSION PLAN – CONTINUED

The City’s contributions to the HIS Plan totaled \$46,680 for the fiscal year ended September 30, 2015.

Pension Liabilities, Pension Expense, and Deferred Outflows of Resources and Deferred Inflows of Resources Related to Pensions – At September 30, 2015, the City reported a liability of \$308,802 for its proportionate share of the HIS Plan’s net pension liability. The net pension liability was measured as of June 30, 2015, and the total pension liability used to calculate the net pension liability was determined by an actuarial valuation as of July 1, 2015. The City’s proportionate share of the net pension liability was based on the City’s 2014-15 fiscal year contributions relative to the 2013-14 fiscal year contributions of all participating members. At June 30, 2015, the City's proportionate share was 0.003027934 percent, which was an increase of 0.000468695 percent from its proportionate share measured as of June 30, 2014.

For the fiscal year ended September 30, 2015, the City recognized pension expense of \$27,108. In addition the City reported deferred outflows of resources and deferred in flows of resources related to pensions from the following sources:

Description	Deferred Outflows of Resources	Deferred Inflows of Resources
Differences between expected and actual experience	\$ -	\$ -
Change of assumptions	24,295	-
Net difference between projected and actual earnings on HIS Plan investments	167	-
Changes in proportion and differences between City HIS Plan contributions and proportionate share of contributions	36,377	9,180
City HIS Plan contributions subsequent to the measurement date	4,363	-
Total	<u>\$ 65,202</u>	<u>\$ 9,180</u>

The deferred outflows of resources related to the HIS Plan, totaling \$4,363 resulting from City contributions to the HIS Plan subsequent to the measurement date, will be recognized as a reduction of the net pension liability in the fiscal year ended September 30, 2016. Other amounts reported as deferred outflows of resources and deferred inflows of resources related to the HIS Plan will be recognized in pension expense as follows:

Fiscal Year Ending September 30:	Amount
2016	\$ 10,332
2017	10,332
2018	10,332
2019	10,332
2020	10,331
Thereafter	-

NOTE 9 – PENSION PLAN – CONTINUED

CITY OF CRYSTAL RIVER, FLORIDA

**NOTES TO THE FINANCIAL STATEMENTS
SEPTEMBER 30, 2015**

Actuarial Assumptions – The total pension liability in the July 1, 2015, actuarial valuation was determined using the following actuarial assumptions, applied to all periods included in the measurement:

Inflation	2.60 %
Salary increases	3.25%, average, including inflation
Municipal bond rate	4.29 %

Mortality rates were based on the Generational RP-2000 with Projection Scale BB tables.

The actuarial assumptions used in the July 1, 2015, valuation were based on the results of an actuarial experience study for the period July 1, 2008 through June 30, 2013.

Discount Rate - The discount rate used to measure the total pension liability was 4.29%. In general, the discount rate for calculating the total pension liability is equal to the single rate equivalent to discounting at the long-term expected rate of return for benefit payments prior to the projected depletion date. Because the HIS benefit is essentially funded on a pay-as-you-go basis, the depletion date is considered to be immediate, and the single equivalent discount rate is equal to the municipal bond rate selected by the HIS Plan sponsor. The Bond Buyer General Obligation 20-Bond Municipal Bond Index was adopted as the applicable municipal bond index.

Sensitivity of the City’s Proportionate Share of the Net Position Liability to Changes in the Discount Rate - The following represents the City’s proportionate share of the net pension liability calculated using the discount rate of 4.29%, as well as what the City’s proportionate share of the net pension liability would be if it were calculated using a discount rate that is one percentage point lower (3.29%) or one percentage point higher (5.29%) than the current rate:

	1% Decrease (3.29%)	Current Discount Rate (4.29%)	1% Increase (5.29%)
City's proportionate share of the net pension liability	\$ 351,866	\$ 308,802	\$ 272,894

Pension Plan Fiduciary Net Position - Detailed information regarding the HIS Plan’s fiduciary net position is available in the separately issued FRS Pension Plan and Other State-Administered Systems Comprehensive Annual Financial Report.

Payables to the Pension Plan - At September 30, 2015, the City reported a payable in the amount of \$0 for outstanding contributions to the HIS Plan required for the fiscal year ended September 30, 2015.

CITY OF CRYSTAL RIVER, FLORIDA

NOTES TO THE FINANCIAL STATEMENTS SEPTEMBER 30, 2015

NOTE 9 – PENSION PLAN – CONTINUED

Investment Plan

The SBA administers the defined contribution plan officially titled the FRS Investment Plan. The investment Plan is reported in the SBA's annual financial statements and in the State of Florida Comprehensive Annual Financial Report.

As provided in Section 121.4501, Florida Statutes, eligible FRS members may elect to participate in the Investment Plan in lieu of the FRS defined benefit plan. City employees participating in DROP are not eligible to participate in the Investment Plan. Employer and employee contributions, including amounts contributed to individual member's accounts, are defined by law, but the ultimate benefit depends in part on the performance of investment funds. Benefit terms, including contribution requirements, for the Investment Plan are established and may be amended by the Florida Legislature. The Investment Plan is funded with the same employer and employee contribution rates that are based on salary and membership class (Regular Class, Elected officers, etc.), as the Pension Plan. Contributions are directed to individual member accounts, and the individual members allocate contributions and account balances among various approved investment choices. Costs of administering the Investment Plan, including the FRS Financial Guidance Program, are funded through an employer contribution of 0.04 percent of payroll and by forfeited benefits of plan members. Allocations to the investment member's accounts during the 2014-15 fiscal year, as established by Section 121.72, Florida Statutes, are based on a percentage of gross compensation, by class, as follows: Regular class 6.30%, Special Risk Administrative Support class 7.95%, Special Risk class 14.00%, Senior Management Service class 7.67% and Elected Officers class 11.34%.

For all membership classes, employees are immediately vested in their own contributions and are vested after one year of service for employer contributions and investment earnings. If an accumulated benefit obligation for service credit originally earned under the Pension Plan is transferred to the Investment Plan, the member must have the years of service required for Pension Plan vesting (including the service credit represented by the transferred funds) to be vested for these funds and the earnings on the funds. Nonvested employer contributions are placed in a suspense account for up to five years. If the employee returns to FRS-covered employment within the five-year period, the employee will regain control over their account. If the employee does not return within the five-year period, the employee will forfeit the accumulated account balance. For the fiscal year ended September 30, 2015, the information for the amount of forfeitures was unavailable from the SBA; however, management believes that these amounts, if any, would be immaterial to the City.

After termination and applying to receive benefits, the member may rollover vested funds to another qualified plan, structure a periodic payment under the Investment Plan, receive a lump-sum distribution, leave the funds invested for future distribution, or any combination of these options. Disability coverage is provided; the member may either transfer the account balance to the Pension Plan when approved for disability retirement to receive guaranteed lifetime monthly benefits under the Pension Plan, or remain in the Investment Plan and rely upon that account balance for retirement income.

CITY OF CRYSTAL RIVER, FLORIDA

**NOTES TO THE FINANCIAL STATEMENTS
SEPTEMBER 30, 2015**

NOTE 10 – OTHER POST-EMPLOYMENT BENEFITS

A. Plan Description

The City maintains a single employer defined benefit other post-employment benefit plan which was required by GASB 45 and implemented prospectively. The City of Crystal River Other Post-Employment Benefits Plan (the “OPEB Plan”), includes retirees from the City. The City offers post-employment benefits other than pension benefits for healthcare insurance for eligible retirees and spouse through the City’s group health insurance plan, which covers both active and retired members.

The OPEB Plan does not issue a publicly available financial report.

B. Annual OPEB Cost and Net OPEB Obligation

The City’s annual other post-employment benefit cost is calculated based on the annual required contribution (the “ARC”) of the employer. The City has elected to calculate the ARC and the related information using the alternative measurement method permitted by GASB Statement 45 for employers in plans with fewer than one hundred total plan members. The City establishes and may amend the funding policy for the OPEB Plan. The ARC represents a level of funding that, if paid on an ongoing basis, is projected to cover normal cost each year and to amortize any unfunded actuarial liabilities (or funding excess) over a period not to exceed thirty years.

The following table shows the components of the City’s annual OPEB cost for the year, the amount actually contributed to the plan, and changes in the City’s net OPEB obligation to the OPEB Plan.

Annual required employer contribution	\$	20,000
Interest on net OPEB obligation		4,000
Adjustment to annual required contribution		<u>(10,000)</u>
Annual OPEB cost		14,000
Employer and retiree contributions for period ended September 30, 2015		<u>-</u>
Increase in net OPEB obligation		14,000
Net OPEB obligation beginning of year		88,000
Net OPEB obligation end of year	\$	<u><u>102,000</u></u>

C. Trend Information

<u>Fiscal Year Ended</u>	<u>Annual OPEB Cost (APC)</u>	<u>Actual Employer Contribution</u>	<u>Percentage of APC Contributed</u>	<u>Net OPEB Obligation</u>
09/30/13	\$ 9,000	\$ 2,000	22.2 %	\$ 80,000
09/30/14	10,000	2,000	20.0	88,000
09/30/15	14,000	-	0.0	102,000

CITY OF CRYSTAL RIVER, FLORIDA

**NOTES TO THE FINANCIAL STATEMENTS
SEPTEMBER 30, 2015**

NOTE 10 – OTHER POST-EMPLOYMENT BENEFITS - CONTINUED

As of the most recent valuation date, January 1, 2016, the funded status of the OPEB Plan is as follows:

<u>Actuarial Valuation Date</u>	<u>Actuarial Value of Assets</u>	<u>Actuarial Accrued Liability</u>	<u>Unfunded Actuarial Accrued Liability</u>	<u>Funded Ratio</u>	<u>Annual Covered Payroll</u>	<u>Unfunded Actuarial Accrued Liability as a Percentage of Covered Payroll</u>
1/1/2016	\$ -	\$ 76,000	\$ 76,000	- %	\$ 893,000	8.5 %

The required schedule of funding progress immediately following the notes to the financial statements presents multiyear trend information about whether the actuarial value of plan net position is increasing or decreasing over time relative to the actuarial accrued liability.

D. Actuarial Assumptions

Actuarial valuations involve estimates of the value of reported amounts and assumptions about the probability of events far into the future, and actuarially determined amounts are subject to continued revision as results are compared to past expectations and new estimates are made about the future. Actuarial calculations reflect a long-term perspective. Calculations are based on the plan in effect at March 1, 2015. The assumptions used in the March 1, 2015, actuarial valuation are as follows:

Valuation date	January 1, 2016
Actuarial cost method	Project Unit Credit
Amortization method	10-year open period; level-dollar payment
Amortization period	30 years
Asset valuation method	Market Value
Actuarial assumptions:	
Investment rate of return (includes inflation)	4.00%
Inflation	2.75%
Healthcare cost trend rates:	
Selected rates	8.00% for 2016 graded to 5.50% for 2021
Ultimate rate	5.00%

NOTE 11 – UTILITY OPERATING CONTRACT

The City contracts with a private company to operate the City’s water and sewer facilities. The company is responsible for operating and maintenance expenses of the facilities, including operation personnel. The City is responsible for the: (1) capital expenses, (2) debt service, (3) maintenance and repairs in excess of approximately \$77,000 annually, and (4) maintaining property damage insurance on the facilities and equipment.

CITY OF CRYSTAL RIVER, FLORIDA

**NOTES TO THE FINANCIAL STATEMENTS
SEPTEMBER 30, 2015**

NOTE 11 – UTILITY OPERATING CONTRACT – CONTINUED

The contract is cancelable by either party. During the year ended September 30, 2015, the monthly fee was \$105,621. Annual fees are negotiable annually on or before December 1. Failure to agree upon an annual fee will be resolved by application of a formula based upon the most current annual fee adjusted for the Consumer Price Index.

NOTE 12 – POLICE CONTRACT WITH CITRUS COUNTY SHERIFF’S OFFICE

In 2008, The City Council dissolved the police department and entered into a contract with the Citrus County Sheriff’s Office to provide public safety services. Substantially all police assets were transferred to the Sheriff’s Office. The contract with the Sheriff’s Office expires on September 30 of each year, subject to automatic renewal on an annual basis, provided no action is taken to terminate the contract. The City paid \$1,160,474 during the year ended September 30, 2015.

NOTE 13 – CHANGE IN ACCOUNTING PRINCIPLE

The City has determined that a restatement to the October 1, 2014 beginning net position was required to recognize the change in accounting principle for implementation of Governmental Accounting Standards Board (GASB) Statement No. 68, *Accounting and Financial Reporting for Pensions – an amendment of GASB Statement No. 27*, as well as Statement No. 71, *Pension Transition for Contributions Made Subsequent to the Measurement Date – an amendment of GASB Statement No. 68*, as of October 1, 2014, through which accounting for pension plans and the related disclosure requirements were modified. This adjustment resulted in a change to the beginning net position of the City as follows.

	Governmental Activities
Net position, as previously reported	\$ 18,515,080
Adjustment needed to properly reflect the adoption of GASB 68	(402,285)
Net position, as restated	<u>\$ 18,112,795</u>

CITY OF CRYSTAL RIVER, FLORIDA
REQUIRED SUPPLEMENTARY INFORMATION

**SCHEDULE OF THE CITY'S PROPORTIONATE SHARE OF THE NET PENSION LIABILITY -
FLORIDA RETIREMENT SYSTEM PENSION PLAN**

Reporting Period Ending Measurement Date	<u>9/30/2015</u> <u>6/30/2015</u>	<u>9/30/2014</u> <u>6/30/2014</u>
City's proportion of the FRS net pension liability	0.004048011%	0.003132361%
City's proportionate share of the FRS net pension liability	\$ 522,855	\$ 191,120
City's covered employee payroll	\$ 966,759	\$ 919,962
City's proportionate share of the FRS net pension liability as a percentage of its covered employee payroll	54.08%	20.77%
FRS Plan fiduciary net position as a percentage of the FRS total pension liability	92.00%	96.09%

SCHEDULE OF CONTRIBUTIONS
FLORIDA RETIREMENT SYSTEM PENSION PLAN

Reporting Period Ending Measurement Date	<u>9/30/2015</u> <u>6/30/2015</u>	<u>9/30/2014</u> <u>6/30/2014</u>
Contractually required FRS contribution	\$ 98,694	\$ 68,612
FRS Contributions in relation to the contractually required FRS contribution	<u>98,694</u>	<u>68,612</u>
FRS Contribution deficiency (excess)	<u>\$ -</u>	<u>\$ -</u>
Covered employee payroll	\$ 966,759	\$ 919,962
FRS Contributions as a percentage of covered employee payroll	10.21%	7.46%

Notes to the Schedule:

The schedule will present 10 years of information once it is accumulated.

CITY OF CRYSTAL RIVER, FLORIDA

REQUIRED SUPPLEMENTARY INFORMATION

**SCHEDULE OF THE CITY'S PROPORTIONATE SHARE OF THE NET PENSION LIABILITY -
HEALTH INSURANCE SUBSIDY PENSION PLAN**

Reporting Period Ending Measurement Date	<u>9/30/2015</u> <u>6/30/2015</u>	<u>9/30/2014</u> <u>6/30/2014</u>
City's proportion of the HIS net pension liability	0.003027934%	0.002559239%
City's proportionate share of the HIS net pension liability	\$ 308,802	\$ 239,295
City's covered employee payroll	\$ 966,759	\$ 919,962
City's proportionate share of the HIS net pension liability as a percentage of its covered employee payroll	31.94%	26.01%
HIS Plan fiduciary net position as a percentage of the HIS total pension liability	1.22%	1.06%

**SCHEDULE OF CONTRIBUTIONS
HEALTH INSURANCE SUBSIDY PENSION PLAN**

Reporting Period Ending Measurement Date	<u>9/30/2015</u> <u>6/30/2015</u>	<u>9/30/2014</u> <u>6/30/2014</u>
Contractually required HIS contribution	\$ 11,575	\$ 8,767
HIS Contributions in relation to the contractually required HIS contribution	11,575	8,767
HIS Contribution deficiency (excess)	<u>\$ -</u>	<u>\$ -</u>
Covered employee payroll	\$ 966,759	\$ 919,962
HIS Contributions as a percentage of covered employee payroll	1.20%	0.95%

Notes to the Schedule:

The schedule will present 10 years of information once it is accumulated.

CITY OF CRYSTAL RIVER, FLORIDA
REQUIRED SUPPLEMENTARY INFORMATION

OPEB SCHEDULE OF FUNDING PROGRESS

Actuarial Valuation Date	Actuarial Value of Assets	Actuarial Accrued Liability	Unfunded Actuarial Accrued Liability	Funded Ratio	Annual Covered Payroll	Unfunded Actuarial Accrued Liability as a Percentage of Covered Payroll
7/1/2011	\$ -	\$ 70,000	\$ 70,000	- %	\$ 854,000	8.2 %
3/1/2014	-	67,000	67,000	-	841,000	8.0
1/1/2016	-	76,000	76,000	-	893,000	8.5

CITY OF CRYSTAL RIVER, FLORIDA

NONMAJOR GOVERNMENTAL FUNDS

Special revenue funds are used to account for specific revenues that are legally restricted to expenditures for particular purposes.

Public Safety Expansion is used to account for resources received from impact funds for the support of public safety expenditures.

3 Sisters Springs is used to account for resources received to support activities at 3 Sisters Springs Park.

Friends of Music in the Park is used to account for resources received from charges which are committed to providing other activities in the park.

Buy a Brick is used to account for resources restricted to improve the downtown streets.

Impact Fees is used to account for resources restricted for downtown improvements.

CITY OF CRYSTAL RIVER, FLORIDA

**COMBINING BALANCE SHEET
NONMAJOR GOVERNMENTAL FUNDS
SEPTEMBER 30, 2015**

	Special Revenue Funds					Total Governmental Funds
	Public Safety Expansion	3 Sisters Springs	Friends of Music In the Park	Buy A Brick	Impact Fees	
Assets						
Cash and cash equivalents	\$ 17,107	\$ 102,163	\$ 121	\$ 5,246	\$ -	\$ 124,637
Total assets	<u>\$ 17,107</u>	<u>\$ 102,163</u>	<u>\$ 121</u>	<u>\$ 5,246</u>	<u>\$ -</u>	<u>\$ 124,637</u>
Liabilities and fund balances						
Liabilities						
Accounts payable	\$ -	\$ 92,726	\$ 121	\$ -	\$ -	\$ 92,847
Total liabilities	<u>-</u>	<u>92,726</u>	<u>121</u>	<u>-</u>	<u>-</u>	<u>92,847</u>
Fund balances						
Restricted						
Community development	-	9,437	-	5,246	-	14,683
Public safety	17,107	-	-	-	-	17,107
Total fund balances	<u>17,107</u>	<u>9,437</u>	<u>-</u>	<u>5,246</u>	<u>-</u>	<u>31,790</u>
Total liabilities and fund balances	<u>\$ 17,107</u>	<u>\$ 102,163</u>	<u>\$ 121</u>	<u>\$ 5,246</u>	<u>\$ -</u>	<u>\$ 124,637</u>

CITY OF CRYSTAL RIVER, FLORIDA
COMBINING STATEMENT OF REVENUES, EXPENDITURES AND
CHANGES IN FUND BALANCES
NONMAJOR GOVERNMENTAL FUNDS
FOR THE YEAR ENDED SEPTEMBER 30, 2015

	Special Revenue Funds					Total Governmental Funds
	Public Safety Expansion	3 Sisters Springs	Friends of Music In the Park	Buy A Brick	Impact Fees	
Revenues						
Impact fees	\$ 1,100	\$ -	\$ -	\$ -	\$ -	\$ 1,100
Miscellaneous	-	9,341	-	3,075	-	12,416
Income on investments	-	96	-	19	-	115
Total revenues	<u>1,100</u>	<u>9,437</u>	<u>-</u>	<u>3,094</u>	<u>-</u>	<u>13,631</u>
Expenditures						
Current						
General government	-	-	-	1,859	-	1,859
Total expenditures	<u>-</u>	<u>-</u>	<u>-</u>	<u>1,859</u>	<u>-</u>	<u>1,859</u>
Excess of revenues over expenditures	<u>1,100</u>	<u>9,437</u>	<u>-</u>	<u>1,235</u>	<u>-</u>	<u>11,772</u>
Other Financing Sources						
Transfers from other funds	-	-	-	-	969	969
Total other financing sources	<u>-</u>	<u>-</u>	<u>-</u>	<u>-</u>	<u>969</u>	<u>969</u>
Net change in fund balance	1,100	9,437	-	1,235	969	12,741
Fund balances, beginning	<u>16,007</u>	<u>-</u>	<u>-</u>	<u>4,011</u>	<u>(969)</u>	<u>19,049</u>
Fund balances, ending	<u>\$ 17,107</u>	<u>\$ 9,437</u>	<u>\$ -</u>	<u>\$ 5,246</u>	<u>\$ -</u>	<u>\$ 31,790</u>

OTHER REPORTS



CERTIFIED PUBLIC ACCOUNTANTS, LLC

**INDEPENDENT AUDITORS' REPORT ON INTERNAL CONTROL OVER FINANCIAL REPORTING
AND ON COMPLIANCE AND OTHER MATTERS BASED ON AN AUDIT
OF FINANCIAL STATEMENTS PERFORMED IN ACCORDANCE WITH
GOVERNMENT AUDITING STANDARDS**

Honorable Mayor and Members of
the City Commission,
City of Crystal River, FL

We have audited, in accordance with auditing standards generally accepted in the United States of America and the standards applicable to financial audits contained in *Government Auditing Standards* issued by the Comptroller General of the United States, the financial statements of the governmental activities, the business-type activities, each major fund, and the aggregate remaining fund information of the City of Crystal River, Florida (the "City"), as of and for the year ended September 30, 2015, and the related notes to the financial statements, which collectively comprise the City's basic financial statements and have issued our report thereon dated June 8, 2016. Our report includes a reference to the change in accounting principles resulting from the implementation of Governmental Accounting Standards Board (GASB) Statement No. 68, *Accounting and Financial Reporting for Pensions – an amendment of GASB Statement No. 27*, as well as Statement No. 71, *Pension Transition for Contributions Made Subsequent to the Measurement Date – an amendment of GASB Statement No. 68*.

Internal Control Over Financial Reporting

In planning and performing our audit of the financial statements, we considered the City's internal control over financial reporting (internal control) to determine the audit procedures that are appropriate in the circumstances for the purpose of expressing our opinions on the financial statements, but not for the purpose of expressing an opinion on the effectiveness of the City's internal control. Accordingly, we do not express an opinion on the effectiveness of the City's internal control.

A *deficiency in internal control* exists when the design or operation of a control does not allow management or employees, in the normal course of performing their assigned functions, to prevent, or detect and correct, misstatements on a timely basis. A *material weakness* is a deficiency, or a combination of deficiencies, in internal control such that there is a reasonable possibility that a material misstatement of the entity's financial statements will not be prevented, or detected and corrected on a timely basis. A *significant deficiency* is a deficiency, or a combination of deficiencies, in internal control that is less severe than a material weakness, yet important enough to merit attention by those charged with governance.


Our consideration of internal control was for the limited purpose described in the first paragraph of this section and was not designed to identify all deficiencies in internal control that might be material weaknesses or significant deficiencies. Given these limitations, during our audit we did not identify any deficiencies in internal control that we consider to be material weaknesses. However, material weaknesses may exist that have not been identified.

Compliance and Other Matters

As part of obtaining reasonable assurance about whether the City's financial statements are free from material misstatement, we performed tests of its compliance with certain provisions of laws, regulations, contracts, and grant agreements, noncompliance with which could have a direct and material effect on the determination of financial statement amounts. However, providing an opinion on compliance with those provisions was not an objective of our audit, and accordingly, we do not express such an opinion. The results of our tests disclosed no instances of noncompliance or other matters that are required to be reported under *Government Auditing Standards*.

Purpose of this Report

The purpose of this report is solely to describe the scope of our testing of internal control and compliance and the results of that testing, and not to provide an opinion on the effectiveness of the City's internal control or on compliance. This report is an integral part of an audit performed in accordance with *Government Auditing Standards* in considering the entity's internal control and compliance. Accordingly, this communication is not suitable for any other purpose.

A handwritten signature in black ink that reads "Mauldin & Jenkins, LLC". The signature is written in a cursive, flowing style.

Bradenton, Florida
June 8, 2016

CITY OF CRYSTAL RIVER, FLORIDA

SCHEDULE OF FINDINGS AND RESPONSES
FOR THE YEAR ENDED SEPTEMBER 30, 2015

SECTION I
SUMMARY OF AUDIT RESULTS

Financial Statements

Type of auditor's report issued Unmodified

Internal control over financial reporting:
Material weaknesses identified? yes no

Significant deficiencies identified not considered
to be material weaknesses? yes no

Noncompliance material to financial statements noted? yes no

Federal Programs and State Financial Assistance Projects

There was not an audit of major federal award programs or state award programs as of September 30, 2015, due to the total amount expended being less than \$500,000.

SECTION II
FINANCIAL STATEMENT FINDINGS AND RESPONSES

None noted.

SECTION III
FEDERAL AWARDS FINDINGS AND QUESTIONED COSTS

Not applicable.

SECTION IV
STATE PROJECTS FINDINGS AND QUESTIONED COSTS

Not applicable.

CITY OF CRYSTAL RIVER, FLORIDA

SUMMARY SCHEDULE OF PRIOR YEAR FINDINGS FOR THE YEAR ENDED SEPTEMBER 30, 2015

STATUS OF PRIOR YEAR FINDINGS

2014-001. Segregation of Duties

Criteria: Internal controls should be in place that provide reasonable assurance that an individual cannot misappropriate funds without such actions being detected during the normal course of business.

Condition: For the fiscal year ended September 30, 2014, we noted a lack of proper segregation of duties within the City Finance Department.

Auditee Response / Status: Resolved.

2014-002. Maintenance of Inventory

Criteria: Generally accepted accounting principles require significant amounts of inventory to be reported as an asset.

Condition: For the fiscal year ended September 30, 2014, we noted that the City did not record inventory in the Water and Sewer Fund.

Auditee Response / Status: Resolved.

2014-003. Maintenance of Capital Assets

Criteria: Generally accepted accounting principles generally require the reporting of all capital assets at their historical cost, which is written off periodically, or depreciated, in a systematic and rational manner.

Condition: The City conducted an inventory of all capital assets and identified various items that were not properly included in the subsidiary schedule. Additionally, the City determined that depreciation expense was not being properly calculated on certain assets.

Auditee Response / Status: Resolved.

2014-004. Recording of Long-term Liabilities

Criteria: Generally accepted accounting principles require long-term obligations to be recorded in the accounting period in which they are incurred to acquire capital assets or to provide current financial resources for operational activities. Additionally, any debt bearing the name of the City should be reported in the City's financial statements. As a part of this process, the City should review all related debt agreements and expenditure transactions to determine reporting in the proper period.

CITY OF CRYSTAL RIVER, FLORIDA

**SUMMARY SCHEDULE OF PRIOR YEAR FINDINGS
FOR THE YEAR ENDED SEPTEMBER 30, 2015**

Condition: The City did not properly record various transactions related to long term debt in the Water and Sewer Fund as of September 30, 2013.

Auditee Response / Status: Resolved.

THIS PAGE INTENTIONALLY LEFT BLANK



INDEPENDENT AUDITOR'S MANAGEMENT LETTER

Honorable Mayor and Members of
the City Council,
City of Crystal River, FL

Report on the Financial Statements

We have audited the financial statements of the City of Crystal River, Florida (the "City"), as of and for the fiscal year ended September 30, 2015, and have issued our report thereon dated June 8, 2016.

Auditor's Responsibility

We conducted our audit in accordance with auditing standards generally accepted in the United States of America; the standards applicable to financial audits contained in *Government Auditing Standards*, issued by the Comptroller General of the United States and Chapter 10.550, Rules of the Auditor General.

Other Reports and Schedule

We have issued our Independent Auditor's Report on Internal Control over Financial Reporting and On Compliance and Other Matters Based on an Audit of Financial Statements Performed in Accordance with *Government Auditing Standards* and Independent Accountant's Report on an examination conducted in accordance with *AICPA Professional Standards*, Section 601, regarding compliance requirements in accordance with Chapter 10.550, Rules of the Auditor General. Disclosures in those reports and schedule, which are dated June 8, 2016, should be considered in conjunction with this management letter.

Prior Audit Findings

Section 10.554(1)(i)1., Rules of the Auditor General, requires that we determine whether or not corrective actions have been taken to address findings and recommendations made in the preceding annual financial audit report. Corrective actions have been taken to address findings made in the preceding annual financial report as findings 2014-001 through 2014-004 were corrected during the current year and are not repeated in this year's report.

Official Title and Legal Authority

Section 10.554(1)(i)4., Rules of the Auditor General, requires that the name or official title and legal authority for the primary government and each component unit of the reporting entity be disclosed in this management letter, unless disclosed in the notes to the financial statements. The City of Crystal River, Florida was incorporated in 1903. Additional information on the City's creation and the City's component units is disclosed within the City's footnotes.

Financial Condition

Section 10.554(1)(i)5.a., Rules of the Auditor General, requires that we report the results of our determination as to whether or not the City has met one or more of the conditions described in Section 218.503(1), Florida Statutes, and identification of the specific condition(s) met. In connection with our audit, we determined that the City did not meet any of the conditions described in Section 218.503(1), Florida Statutes.

Pursuant to Sections 10.554(1)(i)5.c. and 10.556(8), Rules of the Auditor General, we applied financial condition assessment procedures. It is management's responsibility to monitor the City's financial condition, and our financial condition assessment was based in part on representations made by management and the review of financial information provided by same.

Annual Financial Report

Section 10.554(1)(i)5.b. and 10.556(7), Rules of the Auditor General, requires that we report the results of our determination as to whether the annual financial report for the City for the fiscal year ended September 30, 2015, filed with the Florida Department of Financial Services pursuant to Section 218.32(1)(a), Florida Statutes, is in agreement with the annual financial audit report for the fiscal year ended September 30, 2015. In connection with our audit, we determined that these two reports were in agreement.

Special District Component Units

Section 10.554(1)(i)5.d, Rules of the Auditor General, requires that we determine whether or not a special district that is a component unit of a county, municipality, or special district, provided the financial information necessary for proper reporting of the component unit, within the audited financial statements of the county, municipality, or special district in accordance with Section 218.39(3)(b), Florida Statutes. In connection with our audit, we determined that the City's special district component unit provided the necessary information for proper reporting in accordance with Section 218.39(3)(b), Florida Statutes.

Other Matters

Section 10.554(1)(i)2., Rules of the Auditor General, requires that we address in the management letter any recommendations to improve financial management. In connection with our audit, we did not have any such recommendations.

Section 10.554(1)(i)3., Rules of the Auditor General, requires that we address noncompliance with provisions of contracts or grant agreements, or abuse, that have occurred, or are likely to have occurred, that have an effect on the financial statements that is less than material but which warrants the attention of those charged with governance. In connection with our audit, we did not have any such findings.

Purpose of this Letter

Our management letter is intended solely for the information and use of the Legislative Auditing Committee, members of the Florida Senate and the Florida House of Representatives, the Florida Auditor General, Federal and other granting agencies, the Mayor and Members of the City Council, and applicable management, and is not intended to be and should not be used by anyone other than these specified parties.

Mauldin & Jenkins, LLC

Bradenton, Florida
June 8, 2016



INDEPENDENT AUDITOR'S REPORT

Honorable Mayor and Members of
the City Council,
City of Crystal River, FL

We have examined the City of Crystal River, Florida's (the "City") compliance with Section 218.415, Florida Statutes, regarding the investment of public funds during the year ended September 30, 2015. Management is responsible for the City's compliance with those requirements. Our responsibility is to express an opinion on the City's compliance based on our examination.

Our examination was conducted in accordance with attestation standards established by the American Institute of Certified Public Accountants and, accordingly, included examining, on a test basis, evidence about the City's compliance with those requirements and performing such other procedures as we considered necessary in the circumstances. We believe that our examination provides a reasonable basis for our opinion. Our examination does not provide a legal determination on the City's compliance with specified requirements.

In our opinion, the City complied, in all material respects, with the aforementioned requirements for the year ended September 30, 2015.

This report is intended solely for the information and use of the City and the Auditor General, State of Florida, and is not intended to be and should not be used by anyone other than these specified parties.

Mauldin & Jenkins, LLC

Bradenton, Florida
June 8, 2016